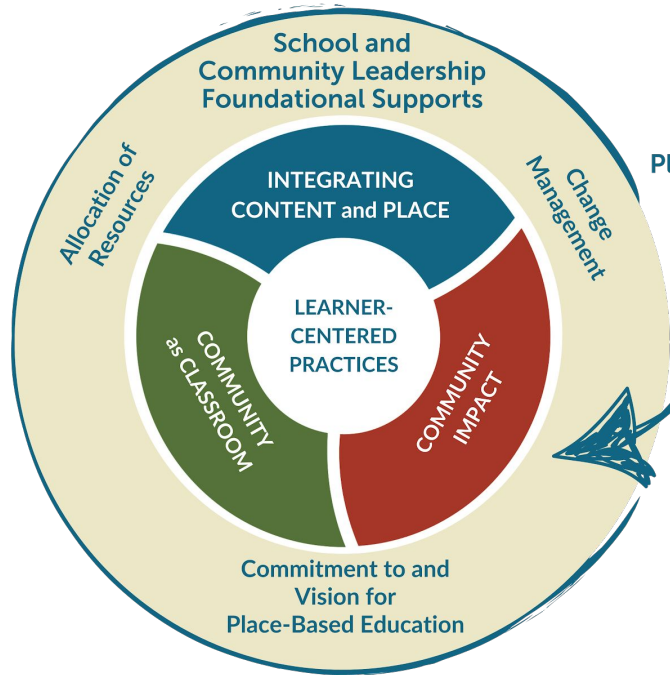


Isabelle Data Overview

November 2023 Teacher Survey Data
January 2024 Family Survey Data
May 2024 Teacher & Student Survey Data
Fall 2024 Teacher Survey Data
Winter 2025 Family Survey Data

Implementation Model Site



Place-Based Education Amplifiers

- Cultural Curiosity and Culturally Sustaining Pedagogy
- Cross-Content Teacher Collaboration
- Personalized Learning
- Work-Connected Learning
- Social-Emotional Learning
- Competency-Based Education

[ISS Portfolio](#)
[page](#)

Revised Implementation Scores

Implementation Stage	Score	Description
Low/no	1 - 1.9	Teachers report low levels of implementation. No support systems/policies are in place
Initial	2 - 2.9	Teachers report low/mid levels of PBE implementation. Some initial support systems/policies are enacted.
Developing	3 - 3.9	Teachers report mid levels of implementation. PBE systems and policies are developing, teacher's indicate that they feel some support.
Partial	4 - 4.5	Mid level implementation & high perceived support - OR - High level of implementation & mid perceived support
Full	4.5 - 5	High levels of implementation and high levels of support

NOTE:

This is remains an ongoing process and is open to modification as we get more data and develop our process for analyzing and implementing data.

Any and all feedback is appreciated and welcomed!!

Isabelle Sellon Implementation Indicator Checklist

Isabelle Sellon School Leader PBE Systems/Policies Checklist

PBE Framework Element	Support System/Policy Implemented				Notes/Action Steps
	<i>Absent</i>	<i>Developing</i>	<i>Implemented</i>	<i>System Description</i>	
Community as Classroom			X	Display and understand Place Prism	
		X		Connect school to other place-based schools	Although reduced to 2 schools from 3, we are working more closely with the K-3 school (3-4x's combined K-6)
			X	Establish systems/policies to take students into community	
			X	Coordinate community engagement	
				Other	
Learner-Centered		X		Create opportunities for student voice and choice.	Teacher development and growth to move beyond constraints of curriculum to provide more student voice and choice. Students also need continued coaching and guidance to take on this role.
				Other	
Strategies for Community Impact			X	Connect teachers to inquiry experts.	Encourage regular use of the Asset Map of resources
		X		Support inquiry-based and design thinking-training	Continued work with Teton partnership to fully develop
		X		Implement systems/policies to enable community based projects	We have entry level partnerships- such as CNP food bank, Community Futures (Financial Literacy), connection to Long Term Care (Grand Pals) and local seniors (choir). As far as a community based project, this has not yet been fully implemented

Before - Fall teacher survey

Isabelle Sellon PBE Data

Isabelle Sellon PBE Implementation : Indicator Scorecard

Overall Model Implementation Level			
Model Element	Current Score		Implementation Stage
Learner centered		3.7	developing
Community as Classroom		3.7	developing
Community Impact Strategies		3.3	developing
Integrating Content and Place		3.6	developing

PBE Strategy Progress			
Model Strategy	Implementation Level		Notes
Learner-Centered		3.9	
Community as Classroom		3.8	
Local to Global		3.8	
Inquiry-Based		3.4	
Design Thinking		3.2	
Project-Based		3.3	
Integrating Content and Place		3.8	

Indicator Scorecard

After - Fall teacher survey + Winter Family Survey + Score cards

Isabelle Sellon PBE Implementation : Indicator Scorecard

Overall Model Implementation Level			
Model Element	Current Score		Implementation Stage
Learner-Centered		3.3	developing
Community as Classroom		3.8	developing
Community Impact Strategies		3.0	developing
Integrating Content and Place		3.5	developing

PBE Strategy Progress			
Model Strategy	Implementation Level		Notes
Learner-Centered		3.2	
Community as Classroom		3.8	<i>focus area</i>
Local to Global		3.7	<i>focus area</i>
Inquiry-Based		3.7	
Design Thinking		3.0	
Project-Based		3.3	
Integrating Content and Place		3.8	

Indicator Scorecard

Fall Teacher Survey Data

[Back to top](#)

HAS

“Overall” = Panorama surveys + Checklist

Teachers self report of implementation



Isabelle Sellon PBE Implementation : Indicator Scorecard

Overall Model Implementation Level			
Model Element	Current Score		Implementation
Learner-Centered Practices			
Learner-Centered Practices Overall	3.3		developing
-School Leader Supports (checklist x Panorama)	3.4		
-Learner-Centered Practices (Panorama)	3.2		
Community as Classroom			
Community as Classroom Overall	3.8		developing
-School Leader Supports (checklist x Panorama)	4.8		
-Local <-> Global Scales of Place (Panorama)	3.7		focus area
-Community Engagement (Panorama)	3.8		focus area
Community Impact			
Community Impact Overall	3.0		developing
-School Leader Supports (checklist x Panorama)	3.4		
-Inquiry (Panorama)	3.7		
-Design Thinking (Panorama)	3.0		
-Project-Based Learning (Panorama)	3.3		
Integrating Content and Place			

Indicator Scorecard

2023 - 2024 Isabelle Selon Panorama Data

PBE Strategy Implementation			
Model Strategy	Percent of Teachers at Full Implementation		Change Since Last Survey
Learner-Centered Practices	75%		-
Local <-> Global Scales of Place	59%		-
Community Engagement	50%		-
Inquiry	34%		-
Design Thinking	42%		-
Project-Based Learning	34%		-
Planning Learning Experiences	59%		-

Support for Model Implementation			
Model Element	Percent of Teachers Feeling Supported		Change Since Last Survey
Learner-Centered Practices	100%		-
Community as Classroom	83%		-
Community Impact	83%		-
Integrating Content and Place	83%		-

[View Panorama Survey Results](#) 6 respondents
[Survey PDF Report](#)

Teacher Survey: Fall 2023 Family Survey: Winter 2024

- Community impact strategies:**
- Inquiry
 - Design Thinking
 - Project-Based Learning

Learner-Centered

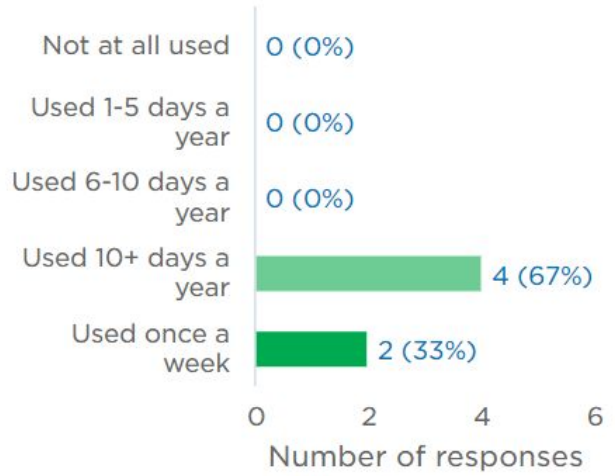
QUESTION

✓ Learner-Centered: How often do you use learner-centered strategies in your teaching practice?

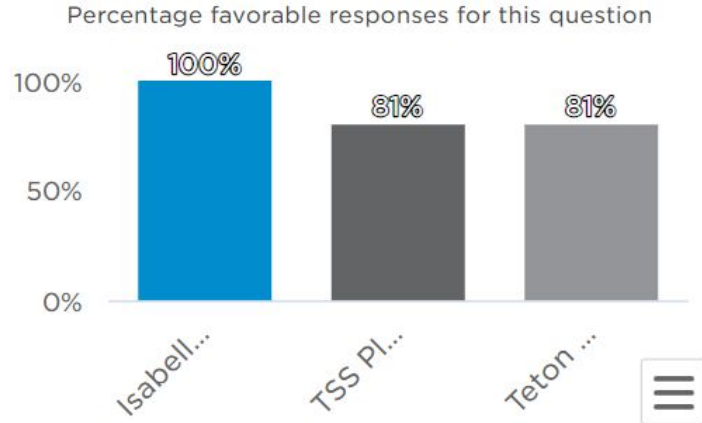
100%
responded favorably



Answer distribution

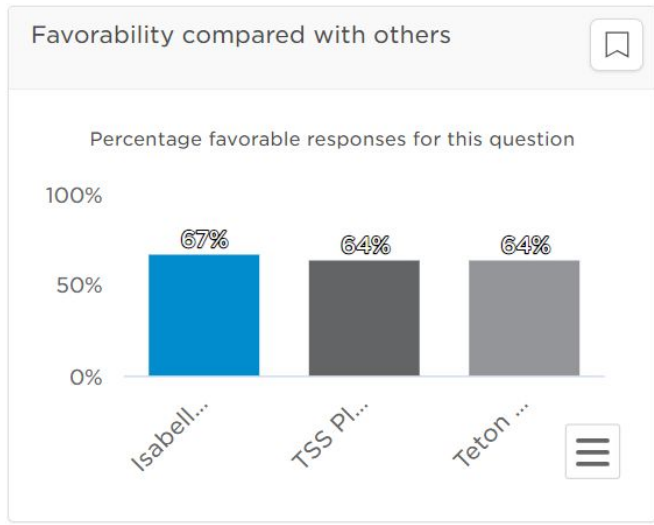
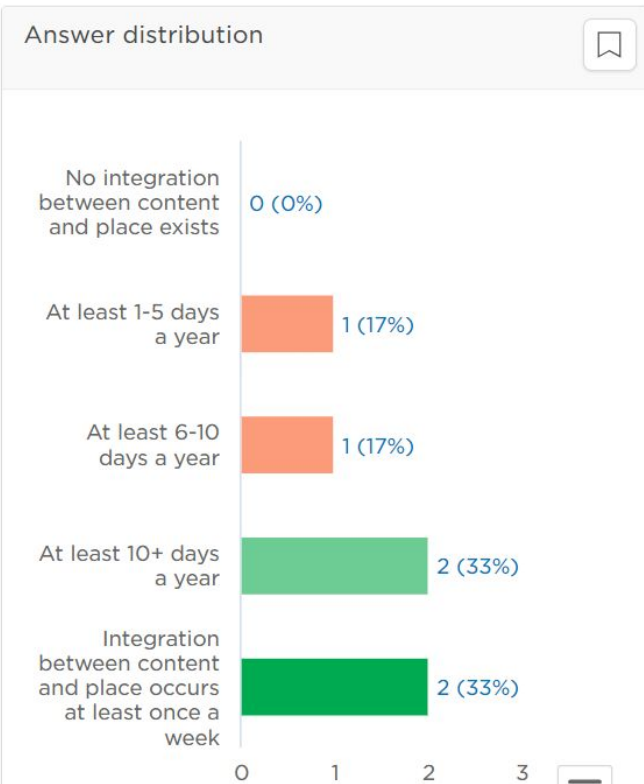


Favorability compared with others



Integrating content in place

✓ Content & Place: How often are you able to integrate concepts of "place" with the content that you are teaching? 67% responded favorably



Community as Classroom

QUESTION

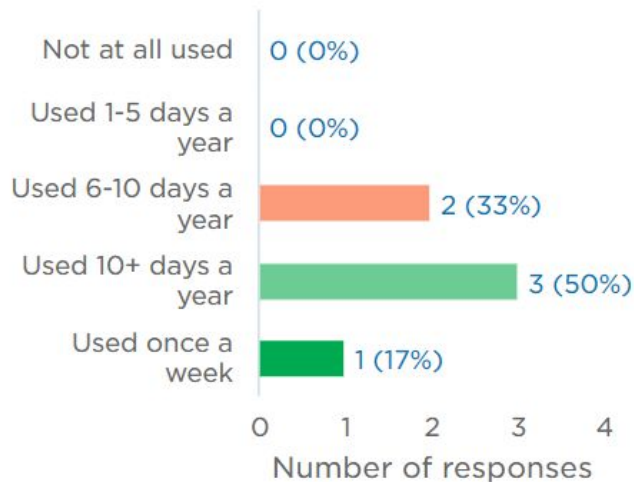
✓ Community as Classroom: How often do you use community as classroom strategies in your teaching practice?

67% ⁱ

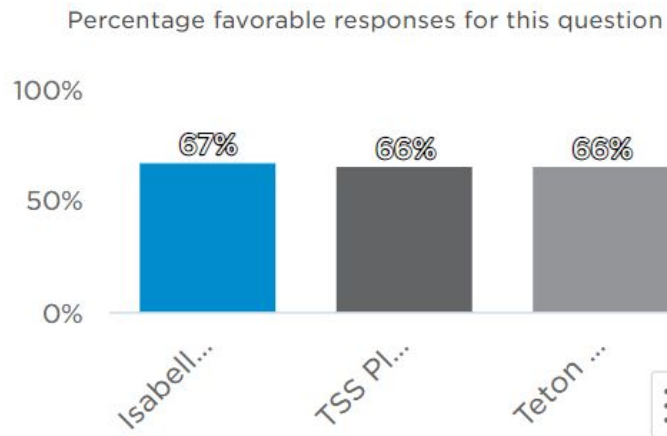
responded favorably



Answer distribution



Favorability compared with others



Community as Classroom - Local to Global

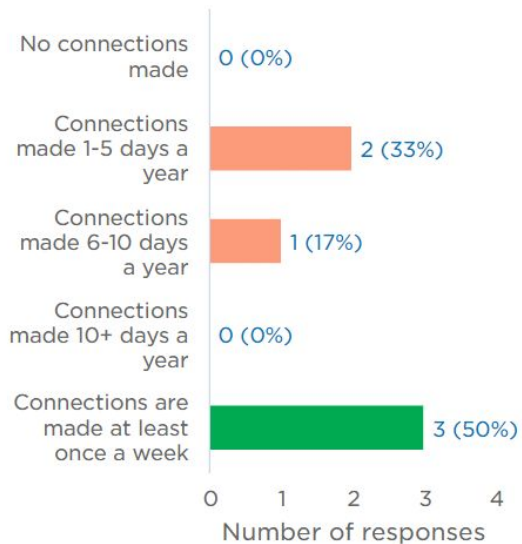
QUESTION

✓ Local to Global: How often do you make local to global connections in your teaching practice?

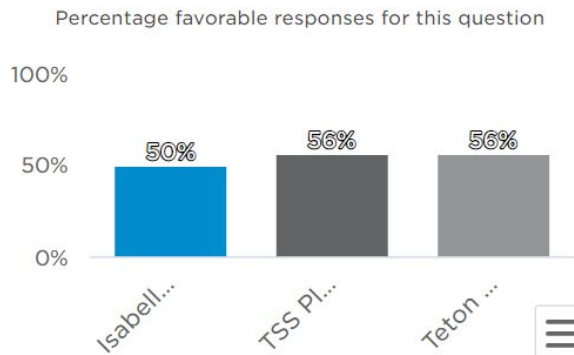
50%
responded favorably



Answer distribution



Favorability compared with others



Community Impact Strategies - Inquiry

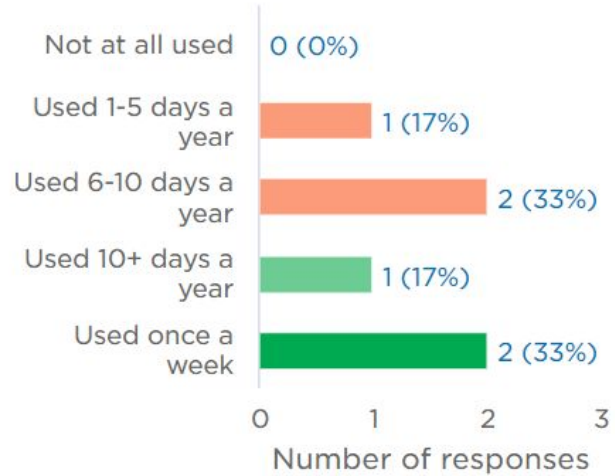
QUESTION

✓ Inquiry-Based: How often do you use inquiry-based strategies in your teaching practice?

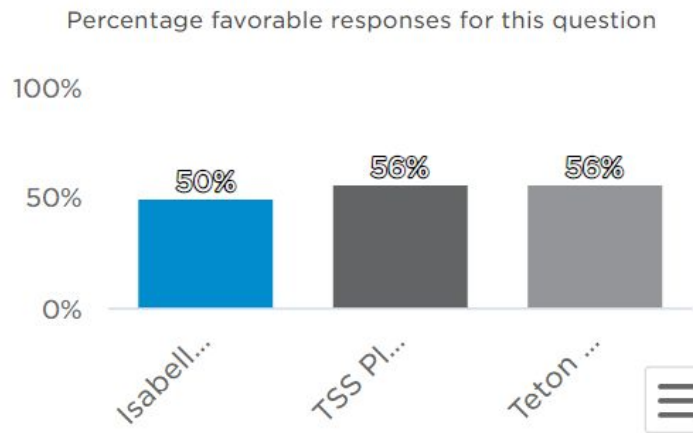
50%
responded favorably



Answer distribution



Favorability compared with others



Community Impact Strategies - Design Thinking

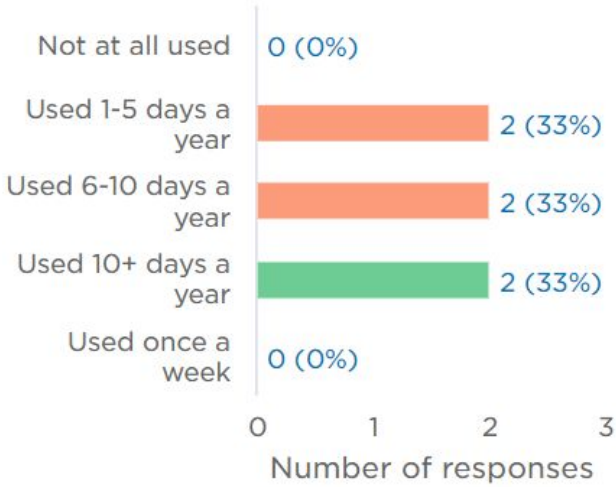
QUESTION

✓ Design Thinking: How often do you use design thinking strategies in your teaching practice?

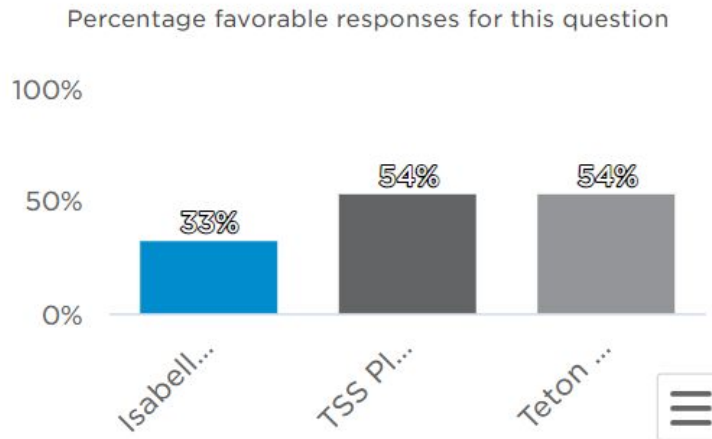
33%
responded favorably



Answer distribution



Favorability compared with others



Community Impact Strategies - Project-Based Learning

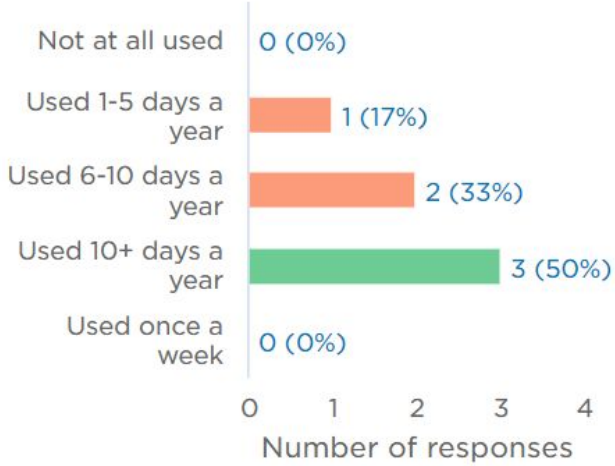
QUESTION

✓ Project-Based: How often do you use project-based learning strategies in your teaching practice?

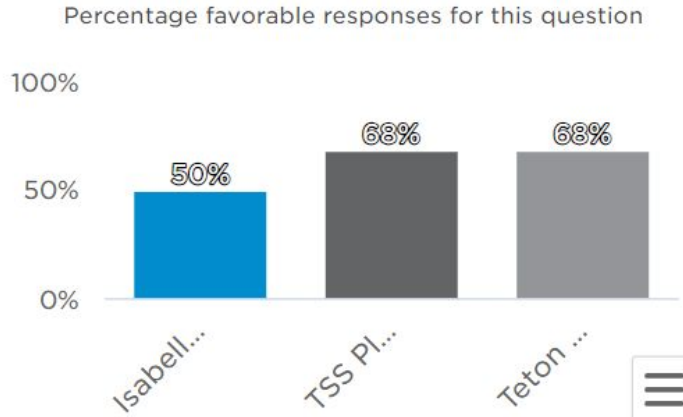
50%
responded favorably



Answer distribution



Favorability compared with others



Other Positive Data

Student Engagement

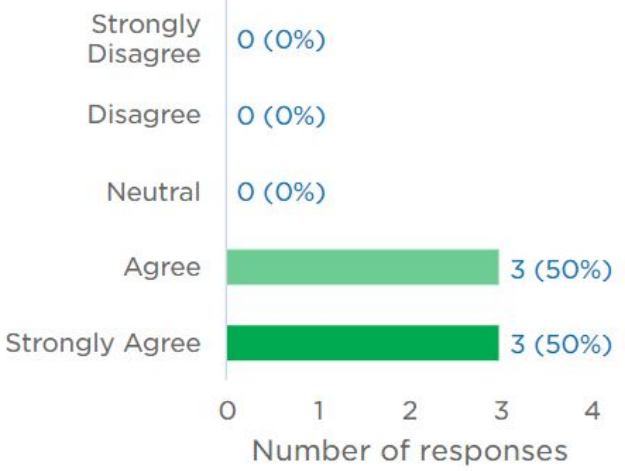
QUESTION

✓ My students are engaged in their learning.

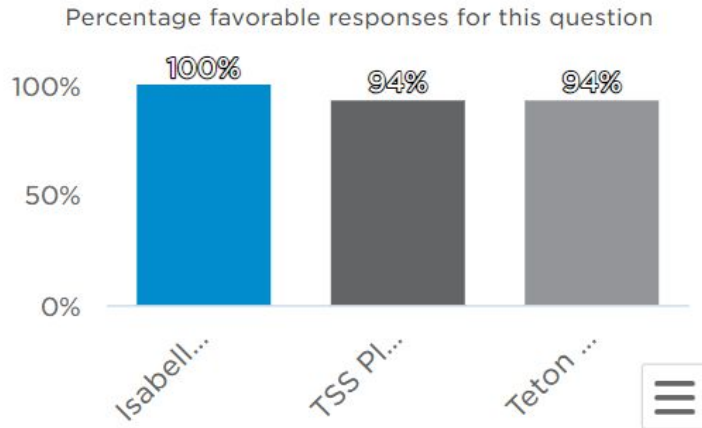
100%
responded favorably



Answer distribution



Favorability compared with others



Well-being

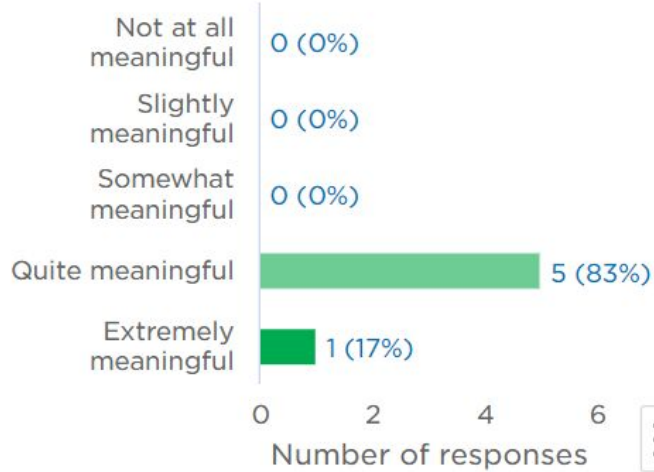
QUESTION

✓ How meaningful for you is the work that you do?

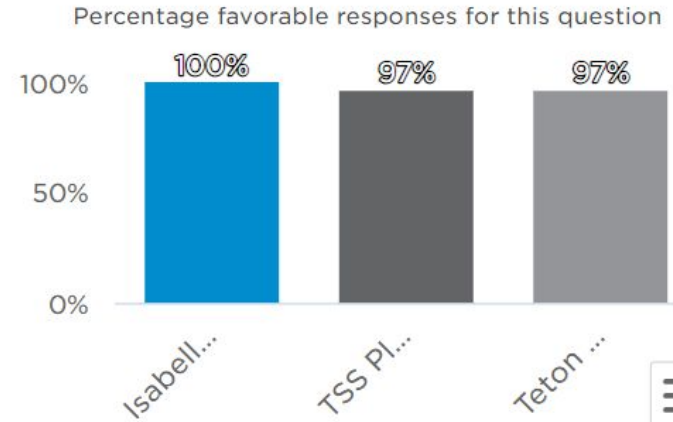
100% *i*
responded
favorably



Answer distribution



Favorability compared with others



Well-being

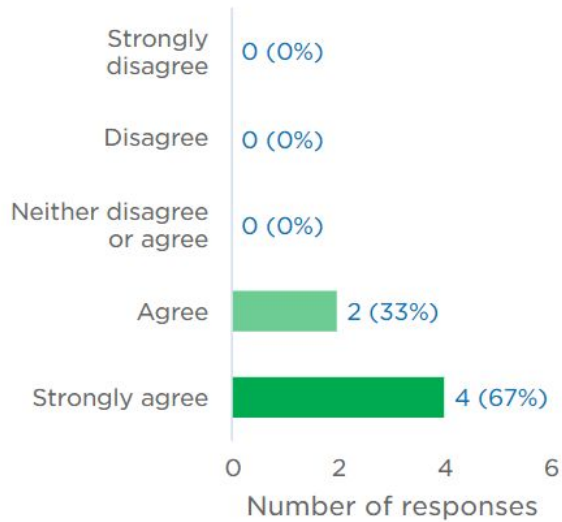
QUESTION

✓ I generally enjoy teaching.

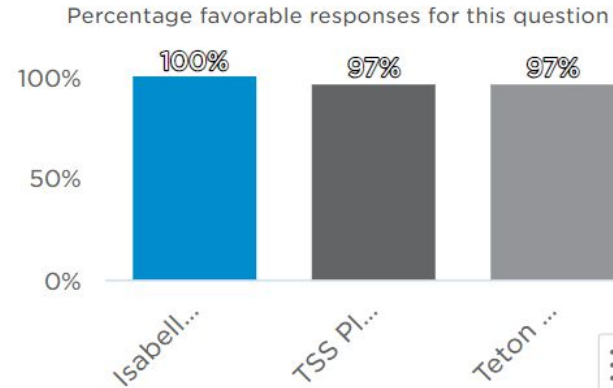
100% ⁱ

responded
favorably

Answer distribution



Favorability compared with others



Well-being

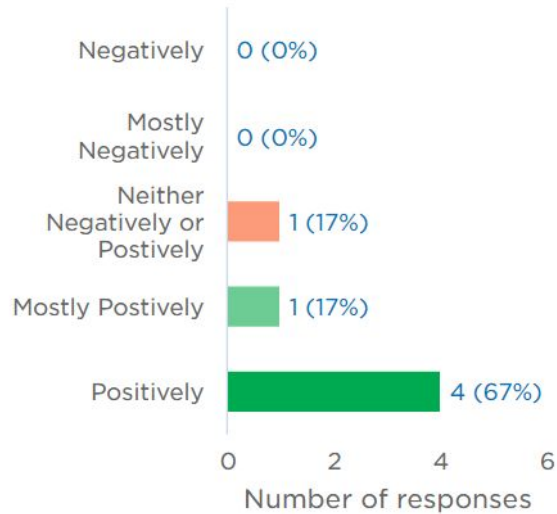
QUESTION

✓ To what extent does your place-based practice affect your well-being as a teacher?

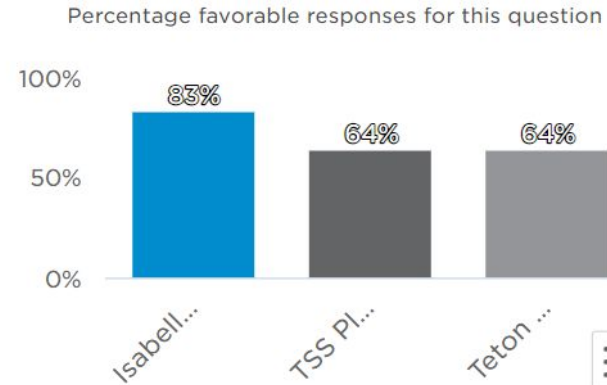
83% ⓘ

responded favorably

Answer distribution



Favorability compared with others



Support

QUESTION



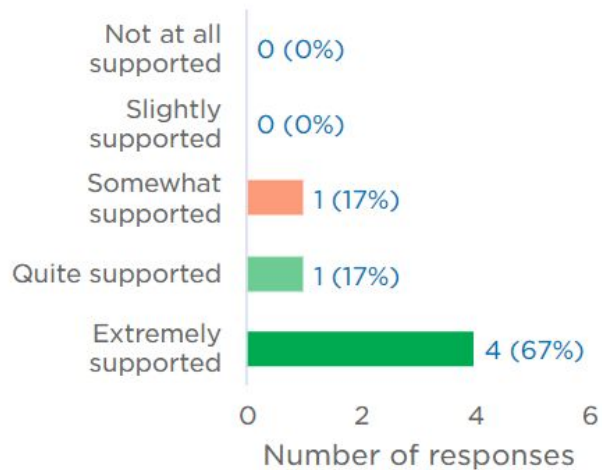
How supported do you feel to plan and implement place-based lessons and learning experiences?

83% ⁱ

responded favorably



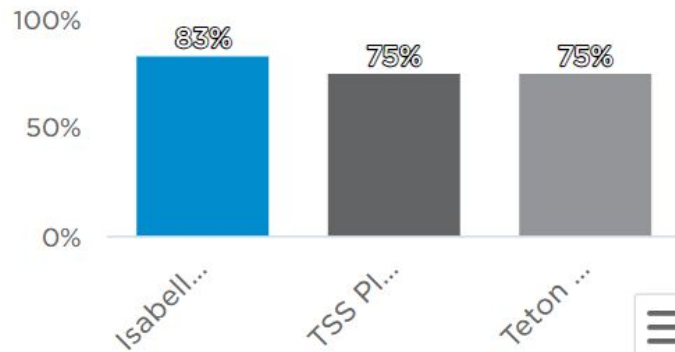
Answer distribution



Favorability compared with others



Percentage favorable responses for this question



Winter Family Survey Data

[Back to top](#)

Families responding favorably to seeing this in school

Isabelle Sellon PBE Implementation : Indicator Scorecard

Overall Model Implementation Level			
Model Element	Current Score		Implementation
Learner-Centered Practices			
Learner-Centered Practices Overall		3.3	developing
-School Leader Supports (checklist x Panorama)		3.4	
-Learner-Centered Practices (Panorama)		3.2	
Community as Classroom			
Community as Classroom Overall		3.8	developing
-School Leader Supports (checklist x Panorama)		4.8	
-Local <-> Global Scales of Place (Panorama)		3.7	focus area
-Community Engagement (Panorama)		3.8	focus area
Community Impact			
Community Impact Overall		3.0	developing
-School Leader Supports (checklist x Panorama)		3.4	
-Inquiry (Panorama)		3.7	
-Design Thinking (Panorama)		3.0	
-Project-Based Learning (Panorama)		3.3	
Integrating Content and Place			

Indicator Scorecard

2023 - 2024 Isabelle Selon Panorama Data

PBE Strategy Implementation		
Model Strategy	Percent of Families Responding Favorably	Percent "I don't know"
Learner-Centered Practices	23%	27%
Local <-> Global Scales of Place	39%	3%
Community Engagement	50%	7%
Inquiry	61%	10%
Design Thinking	20%	17%
Project-Based Learning	30%	8%
Planning Learning Experiences	57%	3%

Notes	
Model Element	
Learner-Centered Practices	
Community as Classroom	
Community Impact	
Integrating Content and Place	

[View Panorama Survey Results](#) 44 respondents

[Survey PDF Report](#)

Teacher Survey: Fall 2023 Family Survey: Winter 2024

Families reporting they don't know if this is happening or not

Learner-Centered

QUESTION

✓ How often does your student(s) have choice in what they learn?

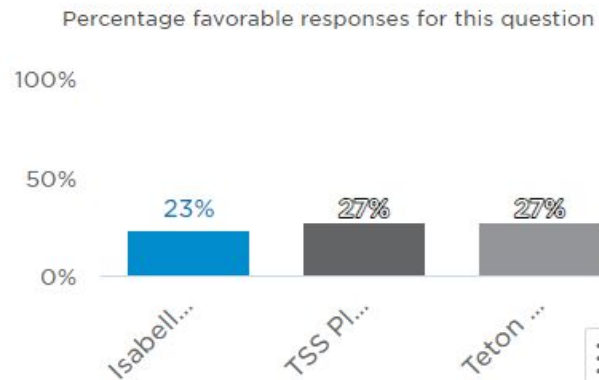
23%
responded favorably



Answer distribution



Favorability compared with others



Community as Classroom

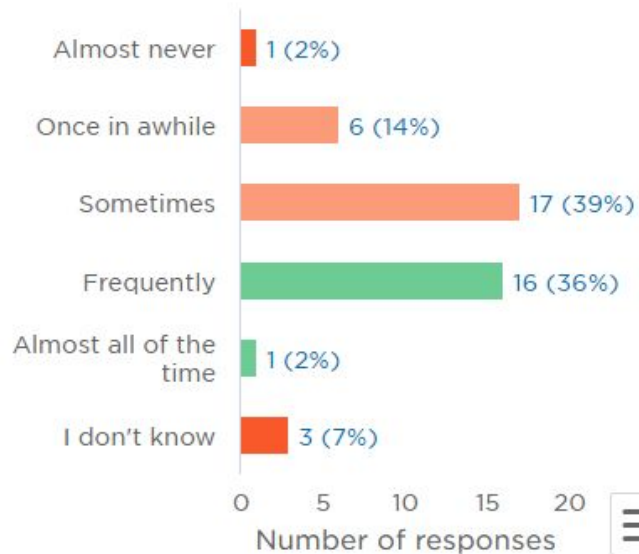
QUESTION

✓ As part of their school classes, how often does your student(s) go into their community to learn?

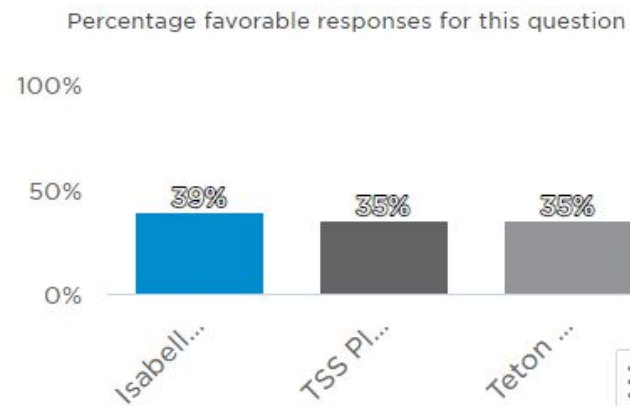
39%
responded favorably



Answer distribution



Favorability compared with others



Community Impact Strategies (Inquiry, Design Thinking, Project Based Learning)

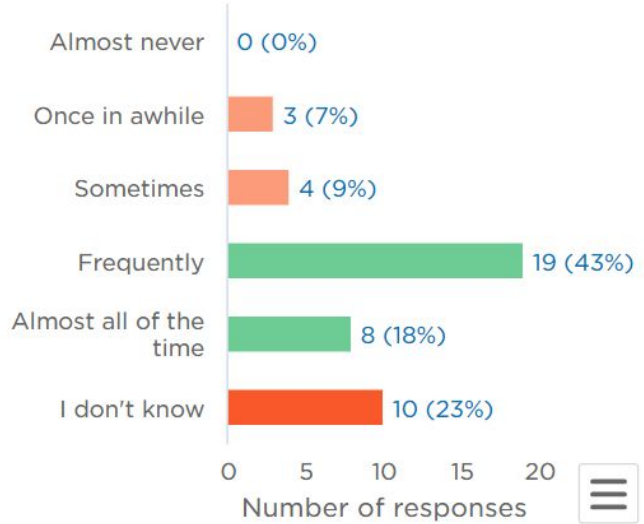
QUESTION

✓ At school, how often does your student(s) get to ask questions and gather data to answer their question?

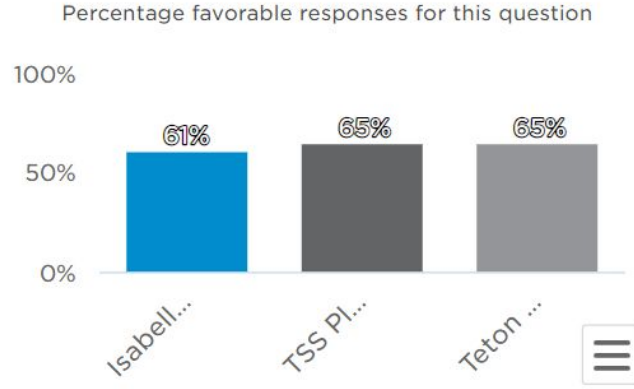
61%
responded favorably



Answer distribution



Favorability compared with others



Community Impact Strategies (Inquiry, Design Thinking, Project Based Learning)

QUESTION

✓ How often do teachers and/or students design solutions to problems in the school or the community?

20% i
responded favorably

Answer distribution

Frequency	Number of responses	Percentage
Almost never	3	7%
Once in awhile	3	7%
Sometimes	12	27%
Frequently	6	14%
Almost all of the time	3	7%
I don't know	17	39%

Favorability compared with others

Percentage favorable responses for this question

School	Percentage favorable responses
Isabell...	20%
TSS Pl...	27%
Teton ...	27%

Community Impact Strategies (Inquiry, Design Thinking, Project Based Learning)

QUESTION

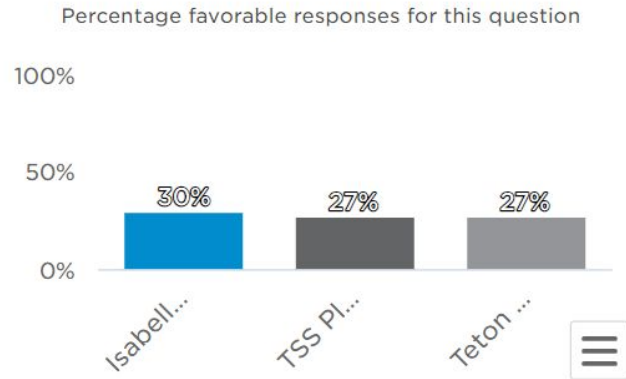
✓ How often does your student(s) get to work on real-world projects in school?

30%
responded favorably

Answer distribution



Favorability compared with others



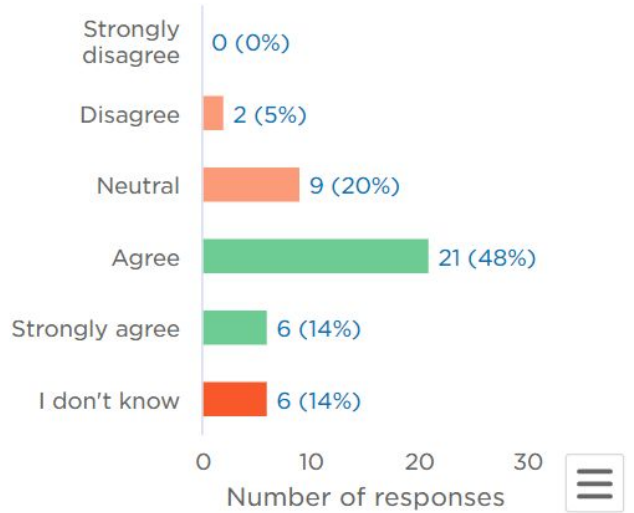
Community Impact Strategies (Inquiry, Design Thinking, Project Based Learning)

QUESTION

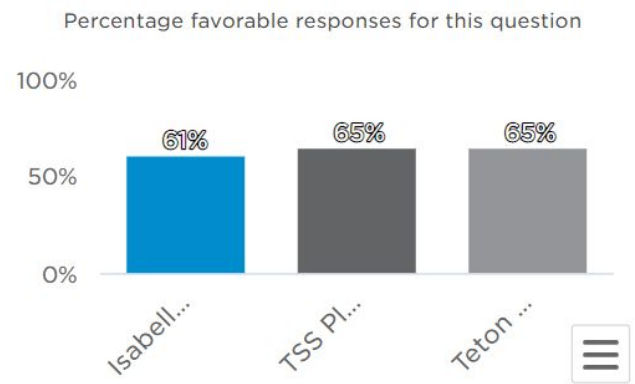
Teachers and students actively collaborate with members of the community for learning experiences.

61%
responded favorably

Answer distribution



Favorability compared with others



Other Positive Data

Growth Mindset

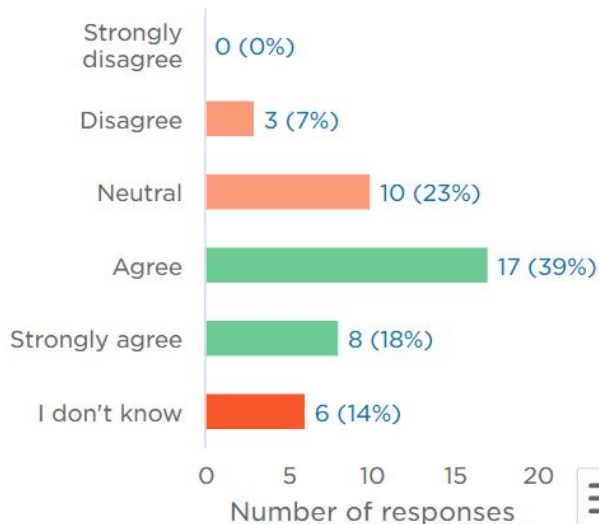
QUESTION

- ✓ My student(s) believes that they have the potential to change those factors that are central to their performance in school.

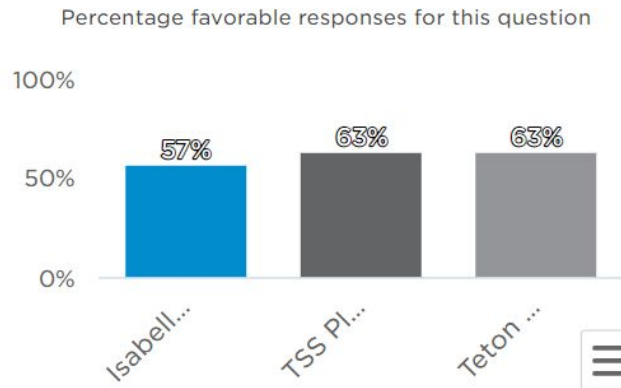
57% *i*

responded favorably

Answer distribution



Favorability compared with others



Academic Outcomes

QUESTION

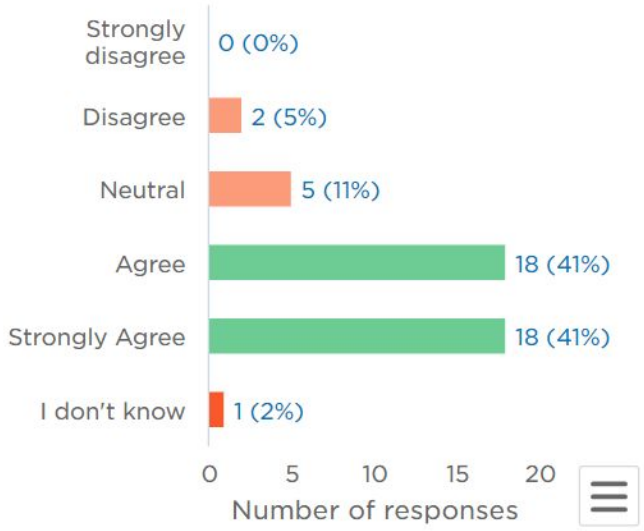
✓ My student(s) is supported to achieve academically.

82% *i*

responded favorably



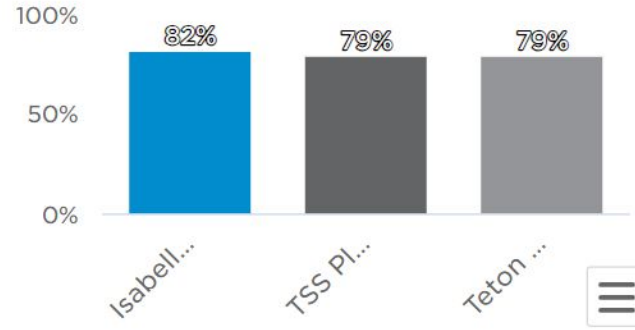
Answer distribution



Favorability compared with others



Percentage favorable responses for this question



Academic Outcomes

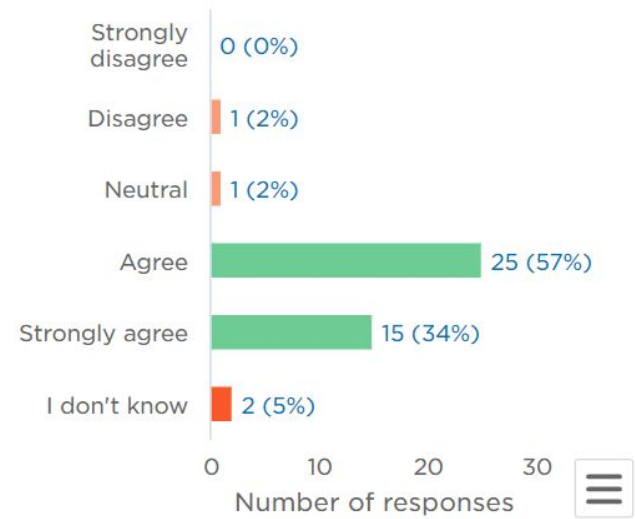
QUESTION

✓ My student(s) feels connected to their place (school, community, neighborhood, town, etc.).

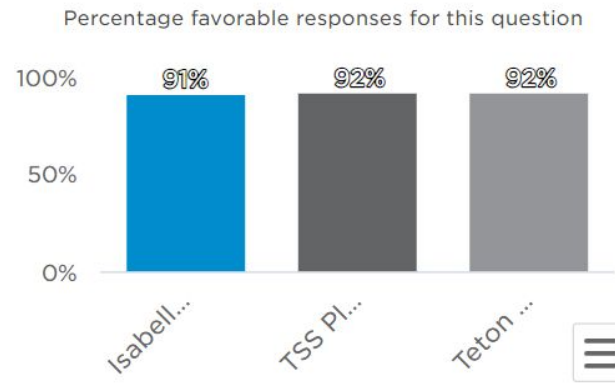
91% *i*
responded favorably



Answer distribution



Favorability compared with others



Well-being

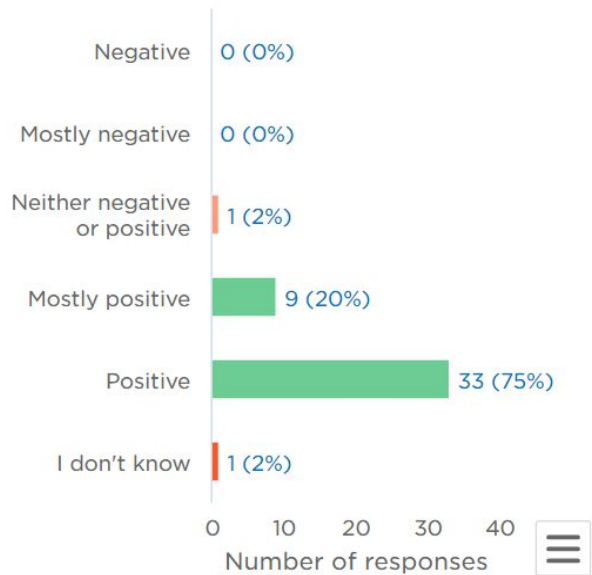
QUESTION

✓ In general, I would describe my students relationship with their teacher(s) as:

95% *i*
responded favorably



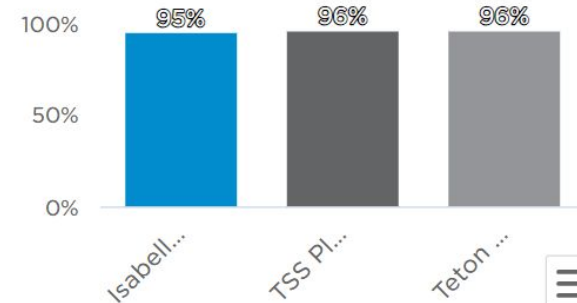
Answer distribution



Favorability compared with others

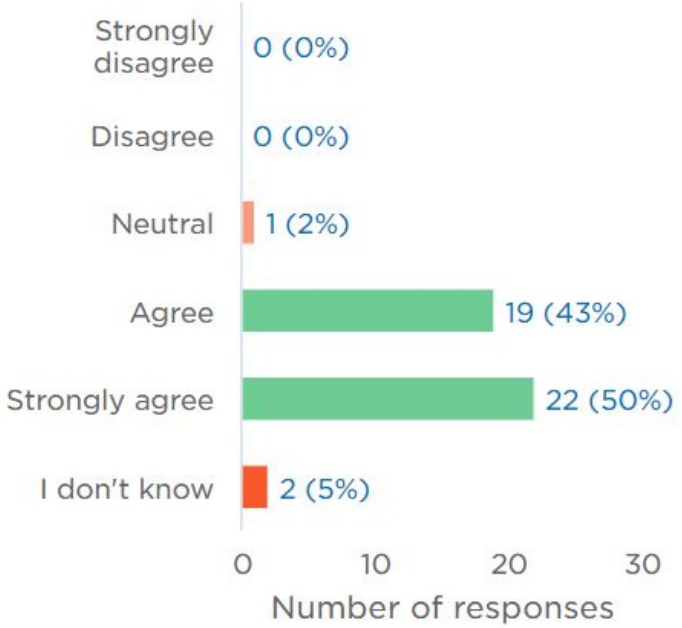


Percentage favorable responses for this question



Engagement

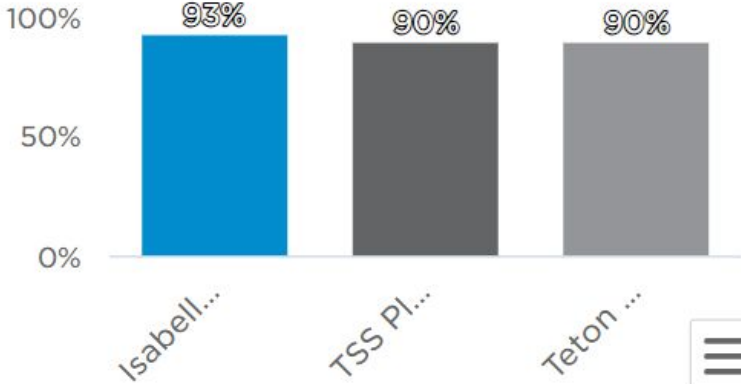
Answer distribution



Favorability compared with others



Percentage favorable responses for this question



Sense of Place

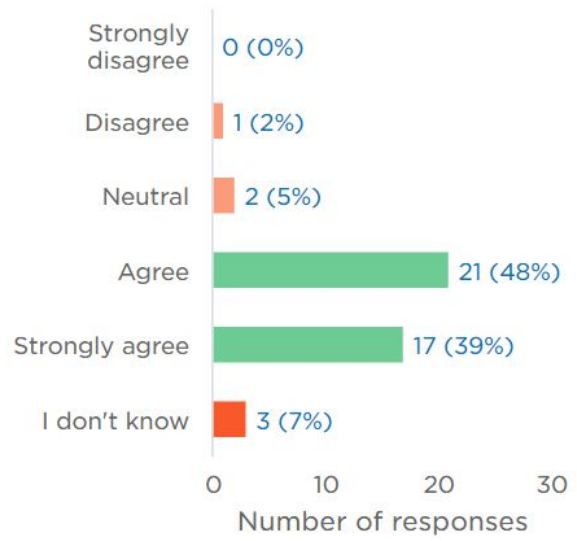
QUESTION

✓ My student(s) knows a lot about their place (school, community, neighborhood, town, etc.).

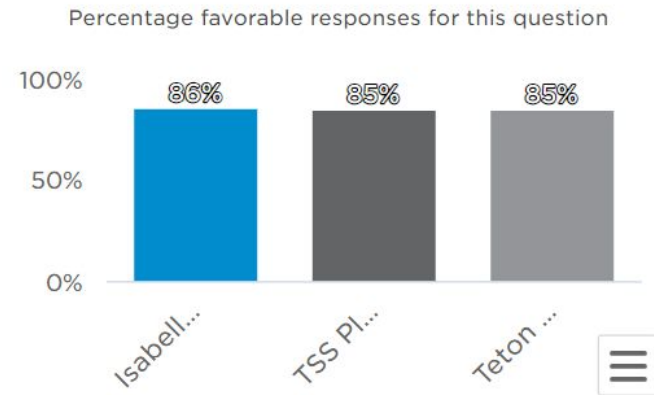
86% *i*
responded favorably



Answer distribution



Favorability compared with others



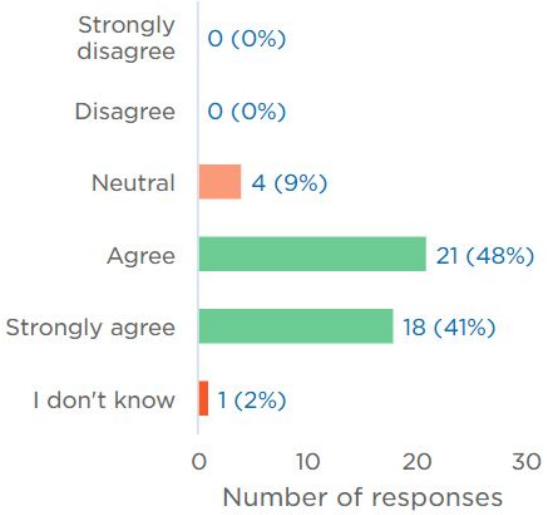
Self Management

QUESTION

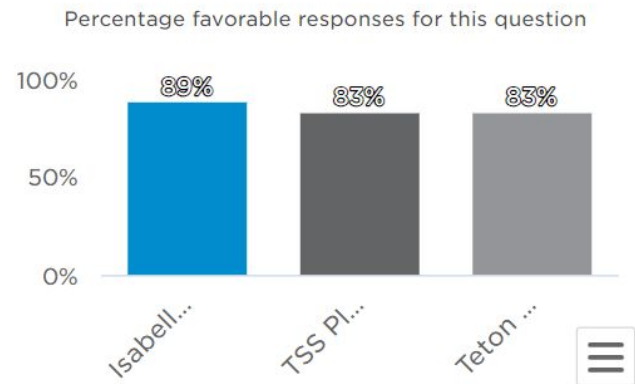
✓ My student(s) is able to manage their emotions, thoughts, and behaviors in different situations.

89%
responded favorably

Answer distribution



Favorability compared with others



Spring 2024 Teacher & Student Survey Data

[Back to top](#)

Overall Implementation

“Overall” = Teacher, Family, Student surveys from whole year + Checklist

Spring 2024

Overall Model Implementation Level			
Model Element	Current Score		Implementation Stage
Learner-Centered Practices			
Learner-Centered Practices Overall	3.3		developing
-School Leader Supports (checklist x Panorama)	3.6	▲ 0.2	
-Learner-Centered Practices (Panorama)	3.3	-	
Community as Classroom			
Community as Classroom Overall	3.6		developing
-School Leader Supports (checklist x Panorama)	4.0	▲ 0.1	
-Local <-> Global Scales of Place (Panorama)	3.4	▼ 0.1	
-Community Engagement (Panorama)	3.5	-	
Community Impact			
Community Impact Overall	3.1		developing
-School Leader Supports (checklist x Panorama)	3.5	▲ 0.1	
-Inquiry (Panorama)	3.4	-	
-Design Thinking (Panorama)	2.7	-	
-Project-Based Learning (Panorama)	3.2	▲ 0.4	
Integrating Content and Place			
Integrating Content and Place Overall	3.8		developing
-School Leader Supports (checklist x Panorama)	3.7	▲ 0.2	
-Planning Learning Experiences (Panorama)	3.7	▲ 0.1	

School leader supports
=
Spring teacher responses
+
Checklist

Individual strategies
=
Spring survey responses

Overall Implementation

Fall/Winter 2023

Spring 2024
















Overall Model Implementation Level			
Model Element	Current Score	Implementation Stage	
Learner-Centered Practices			
Learner-Centered Practices Overall		3.3	developing
-School Leader Supports (checklist x Panorama)		3.4	
-Learner-Centered Practices (Panorama)		3.3	-
Community as Classroom			
Community as Classroom Overall		3.8	developing
-School Leader Supports (checklist x Panorama)		4.8	
-Local <-> Global Scales of Place (Panorama)		3.5	
-Community Engagement (Panorama)		3.5	
Community Impact			
Community Impact Overall		3.0	developing
-School Leader Supports (checklist x Panorama)		3.4	
-Inquiry (Panorama)		3.3	
-Design Thinking (Panorama)		2.7	
-Project-Based Learning (Panorama)		2.9	
Integrating Content and Place			
Integrating Content and Place Overall		3.5	developing
-School Leader Supports (checklist x Panorama)		3.5	
-Planning Learning Experiences (Panorama)		3.6	



















Overall Model Implementation Level			
Model Element	Current Score	Implementation Stage	
Learner-Centered Practices			
Learner-Centered Practices Overall		3.3	developing
-School Leader Supports (checklist x Panorama)		3.6	▲ 0.2
-Learner-Centered Practices (Panorama)		3.3	-
Community as Classroom			
Community as Classroom Overall		3.6	developing
-School Leader Supports (checklist x Panorama)		4.9	▲ 0.1
-Local <-> Global Scales of Place (Panorama)		3.4	▼ 0.1
-Community Engagement (Panorama)		3.5	-
Community Impact			
Community Impact Overall		3.1	developing
-School Leader Supports (checklist x Panorama)		3.5	▲ 0.1
-Inquiry (Panorama)		3.4	-
-Design Thinking (Panorama)		2.7	-
-Project-Based Learning (Panorama)		3.2	▲ 0.4
Integrating Content and Place			
Integrating Content and Place Overall		3.8	developing
-School Leader Supports (checklist x Panorama)		3.7	▲ 0.2
-Planning Learning Experiences (Panorama)		3.7	▲ 0.1

Overall Implementation

Fall/Winter 2023

Spring 2024








Overall Model Implementation Level			
Model Element	Current Score	Implementation Stage	
Learner-Centered Practices			
Learner-Centered Practices Overall		3.3	developing
-School Leader Supports (checklist x Panorama)		3.4	
-Learner-Centered Practices (Panorama)		3.3	-
Community as Classroom			
Community as Classroom Overall		3.8	developing
-School Leader Supports (checklist x Panorama)		4.8	
-Local <-> Global Scales of Place (Panorama)		3.5	
-Community Engagement (Panorama)		3.5	
Community Impact			
Community Impact Overall		3.0	developing
-School Leader Supports (checklist x Panorama)		3.4	
-Inquiry (Panorama)		3.3	
-Design Thinking (Panorama)		2.7	
-Project-Based Learning (Panorama)		2.9	
Integrating Content and Place			
Integrating Content and Place Overall		3.5	developing
-School Leader Supports (checklist x Panorama)		3.5	
-Planning Learning Experiences (Panorama)		3.6	








Overall Model Implementation Level			
Model Element	Current Score	Implementation Stage	
Learner-Centered Practices			
Learner-Centered Practices Overall		3.3	developing 
-School Leader Supports (checklist x Panorama)		3.6	▲ 0.2
-Learner-Centered Practices (Panorama)		3.3	-
Community as Classroom			
Community as Classroom Overall		3.6	developing
-School Leader Supports (checklist x Panorama)		4.9	▲ 0.1
-Local <-> Global Scales of Place (Panorama)		3.4	▼ 0.1
-Community Engagement (Panorama)		3.5	-
Community Impact			
Community Impact Overall		3.1	developing
-School Leader Supports (checklist x Panorama)		3.5	▲ 0.1
-Inquiry (Panorama)		3.4	-
-Design Thinking (Panorama)		2.7	-
-Project-Based Learning (Panorama)		3.2	▲ 0.4 
Integrating Content and Place			
Integrating Content and Place Overall		3.8	developing
-School Leader Supports (checklist x Panorama)		3.7	▲ 0.2 
-Planning Learning Experiences (Panorama)		3.7	▲ 0.1





Teacher PBE Implementation





Fall 2023

Spring 2024

PBE Strategy Implementation			
Model Strategy	Percent of Teachers at Full Implementation		Change Since Last Survey
Learner-Centered Practices	75%		-
Local <-> Global Scales of Place	59%		-
Community Engagement	50%		-
Inquiry	34%		-
Design Thinking	42%		-
Project-Based Learning	34%		-
Planning Learning Experiences	59%		-

PBE Strategy Implementation			
Model Strategy	Percent of Teachers at Full Implementation		Change Since Last Survey
Learner-Centered Practices	80%		▲ 5%
Local <-> Global Scales of Place	60%		▲ 1%
Community Engagement	70%		▲ 20%
Inquiry	50%		▲ 16%
Design Thinking	30%		▲ 12%
Project-Based Learning	60%		▲ 16%
Planning Learning Experiences	90%		▲ 21%

Support for Model Implementation			
Model Element	Percent of Teachers Feeling Supported		Change Since Last Survey
Learner-Centered Practices	100%		-
Community as Classroom	83%		-
Community Impact	83%		-
Integrating Content and Place	83%		-

Support for Model Implementation			
Model Element	Percent of Teachers Feeling Supported		Change Since Last Survey
Learner-Centered Practices	100%		-
Community as Classroom	100%		▲ 17%
Community Impact	100%		▲ 17%
Integrating Content and Place	100%		▲ 17%

[View Panorama Survey Results](#)

6 respondents

[Survey PDF Report](#)

[View Panorama Survey Results](#)

5 respondents

[Survey PDF Report](#)

Student Survey Responses

4th + 5th grade

Grade 3-5 PBE Implementation		
Model Strategy	Percent of Students Responding Favorably	Change Since Last Survey
Learner-Centered Practices	34%	-
Local <-> Global Scales of Place		
Community Engagement	49%	-
Inquiry	40%	-
Design Thinking		
Project-Based Learning	24%	-
Planning Learning Experiences	56%	-

6th grade

Grade 6-12 PBE Implementation		
Model Strategy	Percent of Students Responding Favorably	Change Since Last Survey
Learner-Centered Practices	19%	-
Local <-> Global Scales of Place	25%	-
Community Engagement	28%	-
Inquiry	42%	-
Design Thinking	3%	-
Project-Based Learning	13%	-
Planning Learning Experiences	69%	-

QUESTION

✓ Overall, how much have you learned about your community from your work at school?

67%¹
responded favorably



[View Panorama Survey Results](#)

110 Respondents

QUESTION

✓ Overall, how much have you learned about your community from your work at school?

60%¹
responded favorably



Student Questions & Responses

Community Impact

QUESTION



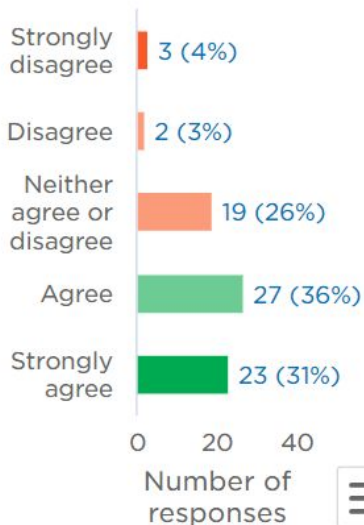
Teachers and students here are working to make our school and community better.

68%

responded favorably

4th & 5th Grade

Answer distribution

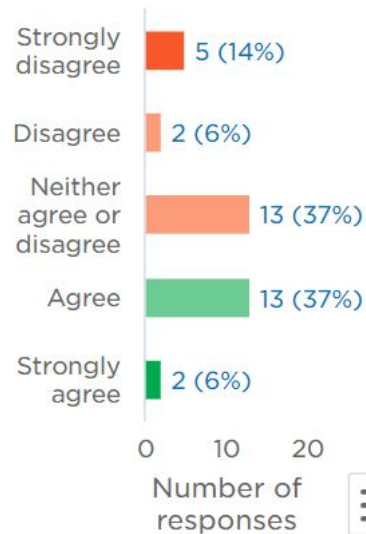


43%

responded favorably

6th Grade

Answer distribution



Community Impact

How did students respond to each question?

Sorted by Survey order ▾ First to last ▾

6th

4th & 5th

QUESTION

➤ At school, how often do you ask questions about a topic you are studying, and then find out the answers to those questions without the teacher telling you?

42% i
responded favorably



40% i
responded favorably

QUESTION

➤ How often do you design solutions to a problem in your community?

3% i
responded favorably



X
(didn't get asked this question)

QUESTION

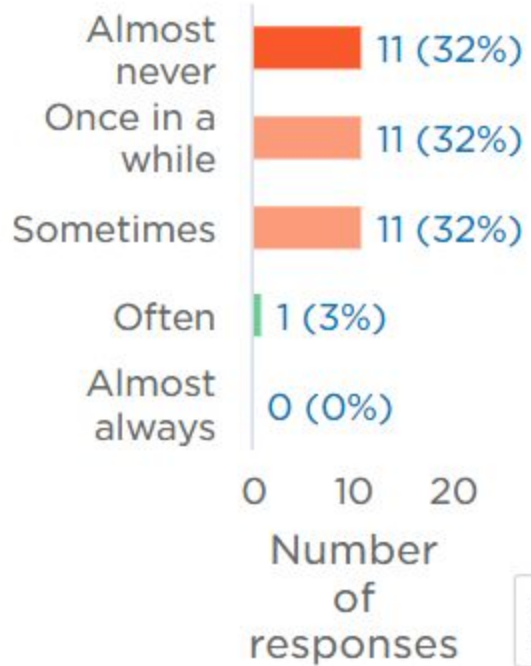
➤ How often do you get to work on real-world projects that are important to you?

14% i
responded favorably



24% i
responded favorably

Answer distribution














Fall 2024 Teacher Survey Data

[Back to top](#)

Teacher responses Fall 2024








Teachers perceived
levels of
implementation

Model Strategy			
	Percent of Teachers at Full Implementation		Change Since Last Survey
Learner-Centered Practices	38%		▼ 42%
Local <-> Global Scales of Place	75%		▲ 15%
Community Engagement	38%		▼ 32%
Inquiry	38%		▼ 12%
Design Thinking	63%		▲ 33%
Project-Based Learning	73%		▲ 13%
Planning Learning Experiences	75%		▼ 15%





Support for Model Implementation			
Model Element	Percent of Teachers Feeling Supported		Change Since Last Survey
Learner-Centered Practices	100%		-
Community as Classroom	100%		-
Community Impact	75%		▼ 25%
Integrating Content and Place	100%		-

4 respondents








Fall 2023 (6 respondents)

Model Strategy	Percent of Teachers at Full Implementation	Change Since Last Survey
Learner-Centered Practices	75% 	-
Local <-> Global Scales of Place	59% 	-
Community Engagement	50% 	-
Inquiry	34% 	-
Design Thinking	42% 	-
Project-Based Learning	34% 	-
Planning Learning Experiences	59% 	-





Support for Model Implementation

Model Element	Percent of Teachers Feeling Supported	Change Since Last Survey
Learner-Centered Practices	100% 	-
Community as Classroom	83% 	-
Community Impact	83% 	-
Integrating Content and Place	83% 	-








Spring 2024 (5 respondents)

Model Strategy	Percent of Teachers at Full Implementation	Change Since Last Survey
Learner-Centered Practices	80% 	▲ 5%
Local <-> Global Scales of Place	60% 	▲ 1%
Community Engagement	70% 	▲ 20%
Inquiry	50% 	▲ 16%
Design Thinking	30% 	▲ 12%
Project-Based Learning	60% 	▲ 16%
Planning Learning Experiences	90% 	▲ 21%





Support for Model Implementation

Model Element	Percent of Teachers Feeling Supported	Change Since Last Survey
Learner-Centered Practices	100% 	-
Community as Classroom	100% 	▲ 17%
Community Impact	100% 	▲ 17%
Integrating Content and Place	100% 	▲ 17%

Fall 2024 (4 respondents)

Model Strategy	Percent of Teachers at Full Implementation	Change Since Last Survey
Learner-Centered Practices	38% 	▼ 42%
Local <-> Global Scales of Place	75% 	▲ 15%
Community Engagement	38% 	▼ 32%
Inquiry	38% 	▼ 12%
Design Thinking	63% 	▲ 33%
Project-Based Learning	73% 	▲ 13%
Planning Learning Experiences	75% 	▼ 15%

Support for Model Implementation
















Model Element	Percent of Teachers Feeling Supported	Change Since Last Survey
Learner-Centered Practices	100% 	-
Community as Classroom	100% 	-
Community Impact	75% 	▼ 25%
Integrating Content and Place	100% 	-

Overall “scorecard” after 2024 Fall Teachers Survey
















Isabelle Sellon PBE Implementation			
Overall Model Implementation Level			
Model Element	Current Score		Implementation Stage
Learner-Centered Practices			
Learner-Centered Practices Overall		3.6	developing
-School Leader Supports (checklist x Qualtrics)		3.5	
-Learner-Centered Practices (Qualtrics)		3.6	
Community as Classroom			
Community as Classroom Overall		4.2	partial
-School Leader Supports (checklist x Qualtrics)		5.0	
-Local <-> Global Scales of Place (Qualtrics)		4.0	
-Community Engagement (Qualtrics)		3.5	
Community Impact			
Community Impact Overall		3.5	developing
-School Leader Supports (checklist x Qualtrics)		3.5	
-Inquiry (Qualtrics)		3.4	
-Design Thinking (Qualtrics)		3.6	
-Project-Based Learning (Qualtrics)		3.6	
Integrating Content and Place			
Integrating Content and Place Overall		3.8	developing
-School Leader Supports (checklist x Qualtrics)		3.7	
-Planning Learning Experiences (Qualtrics)		4.0	

Indicator Scorecard: 2024-2025 [Indicator Scorecard: 2023-2024](#) [2023-2024 Implementation Scores](#) [2024-2025 Implem](#)

Spring 2024 Scorecard

Overall Model Implementation Level			
Model Element	Current Score		Implementation Stage
Learner-Centered Practices			
Learner-Centered Practices Overall		3.3	developing
-School Leader Supports (checklist x Panorama)		3.6	▲ 0.2
-Learner-Centered Practices (Panorama)		3.3	-
Community as Classroom			
Community as Classroom Overall		3.6	developing
-School Leader Supports (checklist x Panorama)		4.9	▲ 0.1
-Local <-> Global Scales of Place (Panorama)		3.4	▼ 0.1
-Community Engagement (Panorama)		3.5	-
Community Impact			
Community Impact Overall		3.1	developing
-School Leader Supports (checklist x Panorama)		3.5	▲ 0.1
-Inquiry (Panorama)		3.4	-
-Design Thinking (Panorama)		2.7	-
-Project-Based Learning (Panorama)		3.2	▲ 0.4
Integrating Content and Place			
Integrating Content and Place Overall		3.8	developing
-School Leader Supports (checklist x Panorama)		3.7	▲ 0.2
-Planning Learning Experiences (Panorama)		3.7	▲ 0.1

Fall 2024 Scorecard

Overall Model Implementation Level			
Model Element	Current Score		Implementation Stage
Learner-Centered Practices			
Learner-Centered Practices Overall		3.6	developing
-School Leader Supports (checklist x Qualtrics)		3.5	
-Learner-Centered Practices (Qualtrics)		3.6	
Community as Classroom			
Community as Classroom Overall		4.2	partial
-School Leader Supports (checklist x Qualtrics)		5.0	
-Local <-> Global Scales of Place (Qualtrics)		4.0	
-Community Engagement (Qualtrics)		3.5	
Community Impact			
Community Impact Overall		3.5	developing
-School Leader Supports (checklist x Qualtrics)		3.5	
-Inquiry (Qualtrics)		3.4	
-Design Thinking (Qualtrics)		3.6	
-Project-Based Learning (Qualtrics)		3.6	
Integrating Content and Place			
Integrating Content and Place Overall		3.8	developing
-School Leader Supports (checklist x Qualtrics)		3.7	
-Planning Learning Experiences (Qualtrics)		4.0	

Q1: What strategies from Place Network workshops and coaching sessions have been most valuable to your practice?

- Local to global, immersive experiences at workshops, inquiry based learning, understanding place
- The Community Impact Project workshop was valuable to my practice.
- Working through the project based activity on community engagement was very helpful in aligning ideas and being able to use this in my lesson/unit planning.
- integrating leader in me paradigms to place based principles of research based pedagogy, Place network resources for Community Impact projects

Q2: What systems or policies implemented by your school have been most supportive for your work with place-based education?

- Time to collaborate, all staff being involved, encouragement from admin
- We have a lot of support when booking field trips and getting approval for community projects.
- PBE is an important part of our school culture. Our Leader in Me framework helps support PBE in the areas of academics, culture and sense of belonging.
- Full staff involvement in PBL, asset maps, collaborative grade level time to design PBL projects,

Q3: What are your biggest challenges and barriers that make it difficult for you to implement place-based education?

- Learning about local experts/experiences takes time
- Student behaviour that makes it difficult to manage a classroom on field trips or student-based inquiry projects.
- None
- Limited to teaching only math this year

Q4: What suggestions (if any) do you have for your school to improve your ability to do place-based education?

- share ideas via a google classroom all staff can join
















Winter 2025 Family Survey Data
















[Back to top](#)

Isabelle Sellon

Fall 2024
(Teacher)

Winter 2025
(Teacher+Family)

Overall Model Implementation Level			
Model Element	Current Score	Implementation Stage	
Learner-Centered Practices			
Learner-Centered Practices Overall		3.6	developing
-School Leader Supports (checklist x Qualtrics)		3.5	
-Learner-Centered Practices (Qualtrics)		3.6	
Community as Classroom			
Community as Classroom Overall		4.2	partial
-School Leader Supports (checklist x Qualtrics)		5.0	
-Local <-> Global Scales of Place (Qualtrics)		4.0	
-Community Engagement (Qualtrics)		3.5	
Community Impact			
Community Impact Overall		3.5	developing
-School Leader Supports (checklist x Qualtrics)		3.5	
-Inquiry (Qualtrics)		3.4	
-Design Thinking (Qualtrics)		3.6	
-Project-Based Learning (Qualtrics)		3.6	
Integrating Content and Place			
Integrating Content and Place Overall		3.8	developing
-School Leader Supports (checklist x Qualtrics)		3.7	
-Planning Learning Experiences (Qualtrics)		4.0	

Overall Model Implementation Level			
Model Element	Current Score	Implementation Stage	
Learner-Centered Practices			
Learner-Centered Practices Overall		3.5	developing
-School Leader Supports (checklist x Qualtrics)		3.5	
-Learner-Centered Practices (Qualtrics)		3.4	
Community as Classroom			
Community as Classroom Overall		4.0	partial
-School Leader Supports (checklist x Qualtrics)		5.0	
-Local <-> Global Scales of Place (Qualtrics)		3.8	
-Community Engagement (Qualtrics)		3.3	
Community Impact			
Community Impact Overall		3.5	developing
-School Leader Supports (checklist x Qualtrics)		3.5	
-Inquiry (Qualtrics)		3.5	
-Design Thinking (Qualtrics)		3.5	
-Project-Based Learning (Qualtrics)		3.5	
Integrating Content and Place			
Integrating Content and Place Overall		3.7	developing
-School Leader Supports (checklist x Qualtrics)		3.7	
-Planning Learning Experiences (Qualtrics)		3.8	

Winter 2024

Isabelle Sellon

PBE Strategy Implementation		
Model Strategy	Percent of Families Responding Favorably	Percent "I don't know"
Learner-Centered Practices	23%	27%
Local <-> Global Scales of Place	39%	3%
Community Engagement	50%	7%
Inquiry	61%	10%
Design Thinking	20%	17%
Project-Based Learning	30%	8%
Planning Learning Experiences	57%	3%

44 respondents

Winter 2025

PBE Strategy Implementation		
Model Strategy	Percent of Families Responding Favorably	Percent "I don't know"
Learner-Centered Practices	12%	42%
Local <-> Global Scales of Place	26%	38%
Community Engagement	32%	16%
Inquiry	44%	28%
Design Thinking	18%	40%
Project-Based Learning	16%	44%
Planning Learning Experiences	26%	30%

50 respondents

More "I don't know" responses

Isabelle Sellon

Q51 | F-LC

How often does your student(s) have choice in what and how they learn?

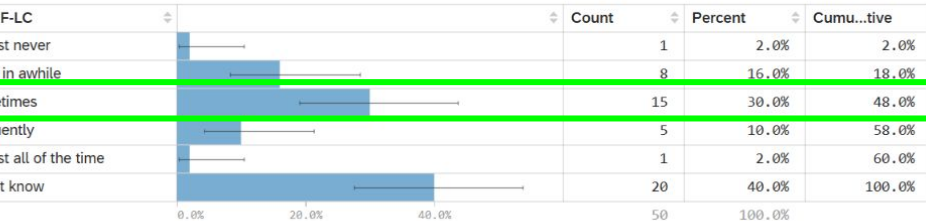
- Almost never
- Once in awhile
- Sometimes
- Frequently
- Almost all of the time
- I don't know

F-LC

Selected Choice equals Isabelle Sellon School)

Average	Median	Number of Distinct Categories
1.7	2	6

ing.



Q58 | F-PBL

How often does your student(s) get to work on real-world projects in school?

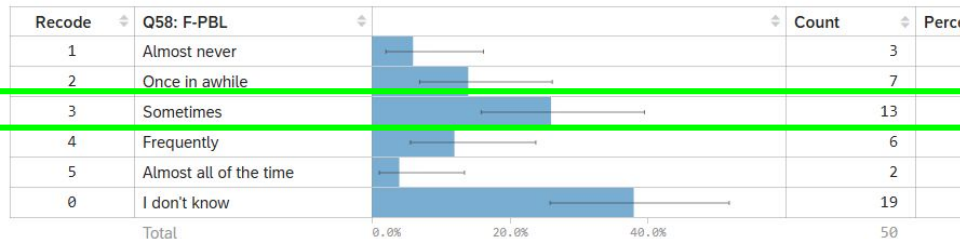
- Almost never
- Once in awhile
- Sometimes
- Frequently
- Almost all of the time
- I don't know

Summary of Q58: F-PBL

Filter: (PN_School - Selected Choice equals Isabelle Sellon School)

Sample Size	Average	Median	Number of Distinct Categories
50	1.8	2	6

Reorder/Recode | Bucketing





Winter 2025 Family
Open Ended Responses