

MATH



Why spend time on math fact fluency?

- **Efficiency:** Fluency in math facts allows students to perform calculations quickly and accurately. This efficiency is crucial in everyday life when making calculations, from shopping to cooking.
- **Problem-Solving:** Math fact fluency enables students to **focus on problem-solving** rather than getting bogged down by basic calculations. When students don't have to spend excessive time on simple math facts, they can tackle more complex and interesting math problems.
- **Confidence:** Mastering math facts gives students **confidence** in their mathematical abilities. This confidence extends beyond math class and can positively impact their overall self-esteem and academic performance.
- **Reduces Math Anxiety:** Math fact fluency can help **reduce math anxiety**. When students are confident in their ability to perform basic math operations, they are less likely to experience anxiety when faced with math tasks.
- **Conceptual Understanding:** A strong foundation in math facts enhances a student's conceptual understanding of mathematics. It helps students see relationships between numbers and operations, making more complex math concepts easier to grasp.

How to Develop Math Fact Fluency in Students with Learning Disabilities

Understand Learning Styles and Disabilities

Before diving into strategies, it's crucial to recognize that each student is unique, and learning disabilities can vary widely. Some common learning disabilities that impact math fact fluency include dyslexia, **dyscalculia**, and attention deficit hyperactivity disorder (ADHD). **Tailoring strategies to the specific needs of the student is key.**

Multisensory Learning: Engage All Senses

Engaging **multiple senses** while learning can enhance knowledge retention. For students with learning disabilities, multisensory approaches are especially effective. Use **tactile materials** like counting beads, number lines, and manipulatives to reinforce concepts and create a multisensory learning experience.

Chunking and Patterning

Break down math facts into smaller, manageable chunks. Instead of trying to memorize all addition or **multiplication facts** at once, focus on subsets like 0-5, 6-10, or specific patterns (e.g., doubles, near-doubles). This approach makes the task **less overwhelming** and allows students to build confidence gradually.

Visual Aids and Memory Aids

Visual aids such as **charts, diagrams, and flashcards** can help students **associate numbers with visual representations**. Memory aids like rhymes, acronyms, or mnemonics can make abstract

concepts more memorable. For example, “8 times 8 is 64, just like a square!”

Regular Practice and Repetition

Consistent practice is vital for building fluency. Use games, **apps**, or worksheets designed to reinforce math facts. Short, focused practice sessions are more effective than lengthy sessions which may lead to frustration. Encourage students to **practice a little bit every day**. Practice must be fun or students will not be engaged and will not learn.

Use of Technology and Apps

Technology can be a powerful tool to engage and support students with learning disabilities. There are numerous math apps and online platforms that offer interactive and adaptive practice, tailoring challenges to individual skill levels and progress.

Gimkit and **Blooket** are great for increasing math fact fluency because they combine gamification, immediate feedback, adaptability, competition, customization, and accessibility. These elements create an engaging and effective learning environment that can benefit all students, including those with learning disabilities.

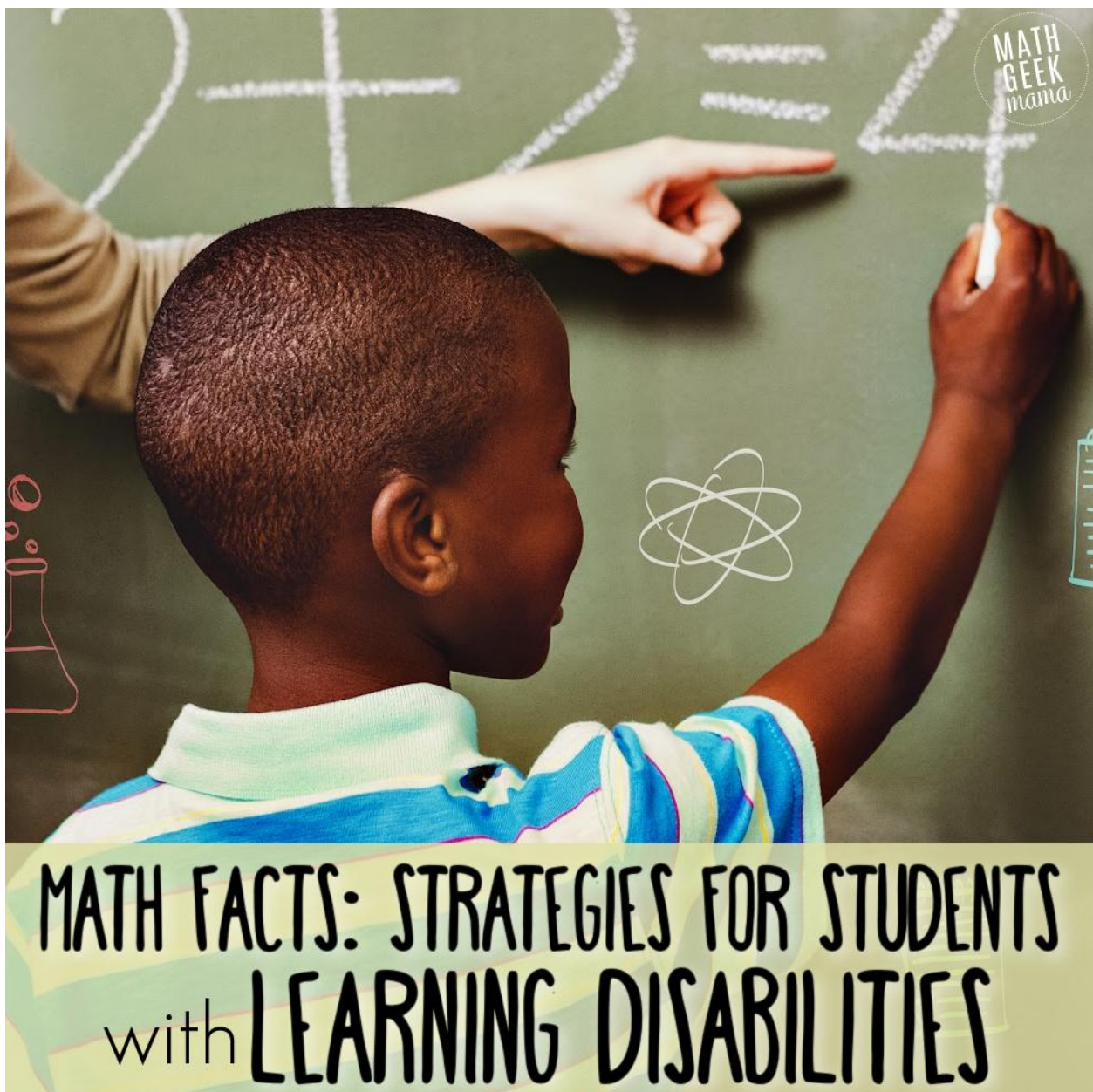
By making math practice enjoyable and dynamic, these platforms help students build strong foundations in math fact fluency while nurturing a love for learning. These sites also keep track of data that allows the teacher to see which facts have been mastered and which facts are still challenging to students.

Progress Monitoring and Positive Reinforcement

Keep track of the student’s progress and **celebrate their successes**, no matter how small. Positive reinforcement boosts confidence and motivation. Setting achievable goals and offering rewards can turn the learning process into a positive experience.

Math fact fluency for students with learning disabilities **requires a tailored and holistic approach**. By understanding each student's individual needs, employing multisensory techniques, utilizing visual aids and memory aids, and fostering a positive and supportive environment, educators and parents can help these students build a strong foundation in math.

With patience, dedication, and the right strategies, every student can achieve success in math, regardless of their learning challenges. **You can also find some of my favorite products here.**



MATH FACTS: STRATEGIES FOR STUDENTS
with **LEARNING DISABILITIES**

Never Run Out of Fun Math Ideas

If you enjoyed this post, you will love being a part of the Math Geek Mama community!

Each week I send an email with fun and engaging math ideas, free resources and special offers. Join 163,000+ readers as we help every child succeed and thrive in math! PLUS, receive my FREE ebook, *5 Math Games You Can Play TODAY*, as my **gift to you!**

[SEND ME MATH TIPS!](#)

[Powered by ConvertKit](#)

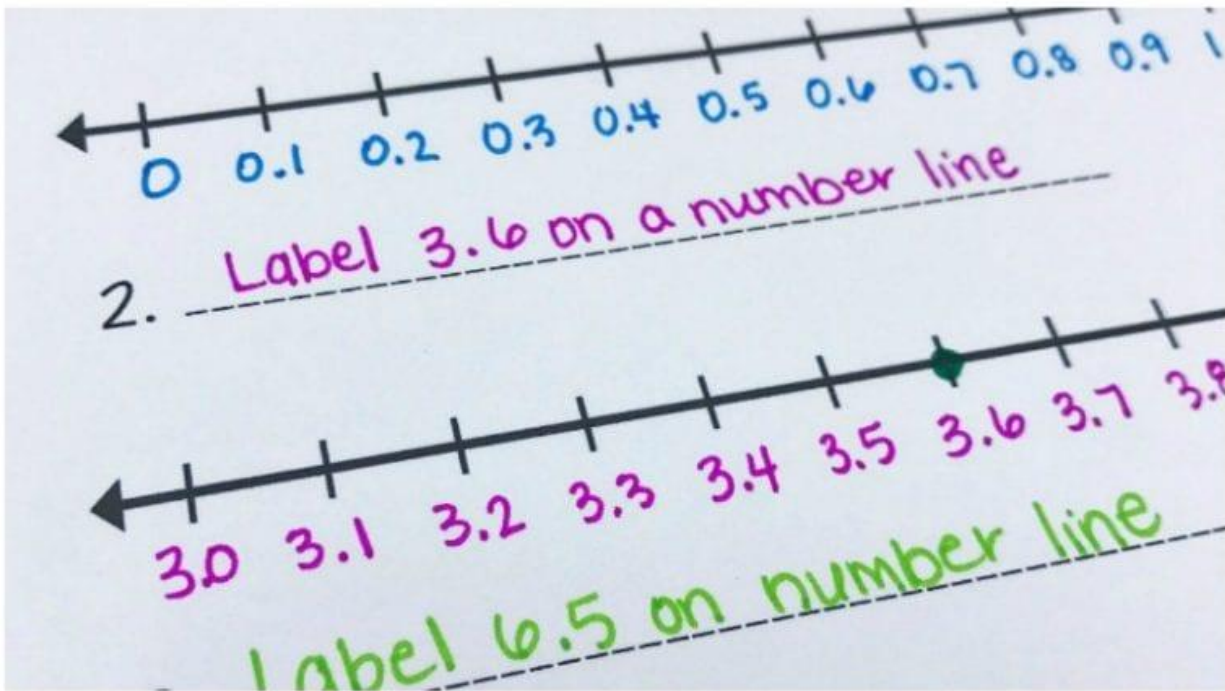
Post navigation

[PREVIOUS](#)

[Math Scavenger Hunts: Simple Math Practice for the Classroom {with FREE Hunts!}](#)

[NEXT](#)

[Make Math Engaging with Interactive Math Notebooks & Math Crafts](#)
SIMILAR POSTS



How to Add & Subtract Decimals on a Number Line

with Free Practice Pages!



Decimals on a Number Line

Directions: Use the number lines below to help you solve problems involving decimals.

1. Add $3.6 + 0.8 = 4.4$

2. Add $5.2 + 1.4 = 6.6$

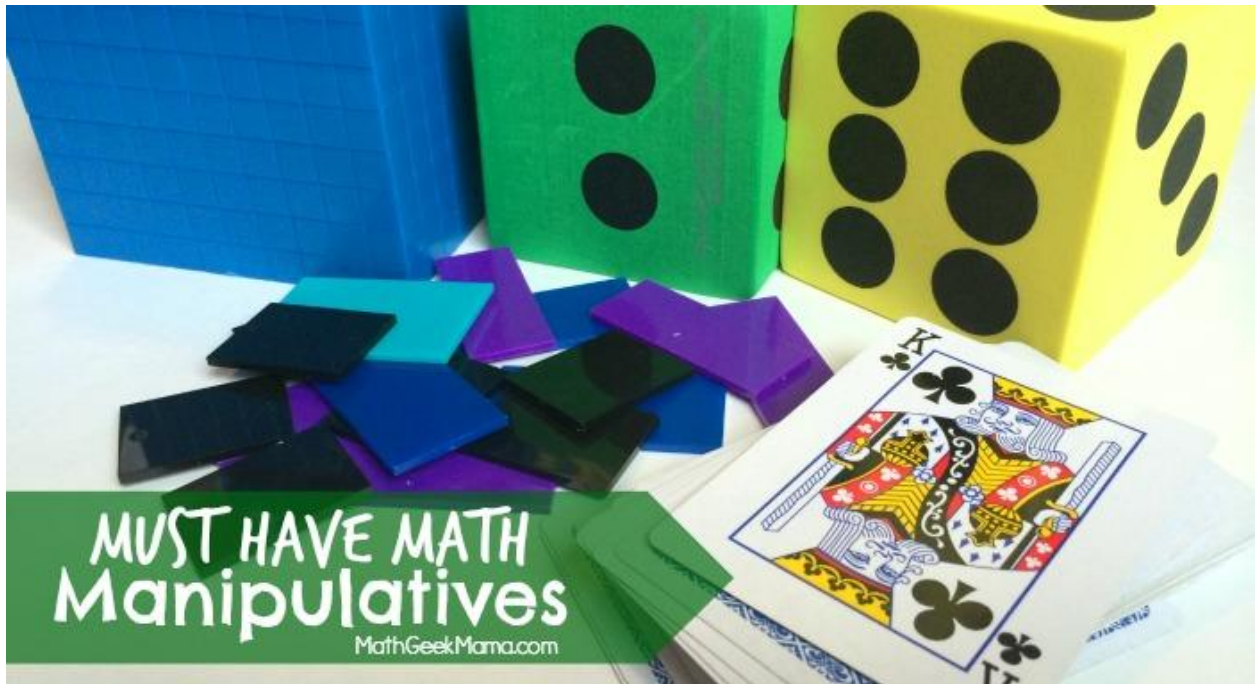
Decimals on a Number Line:

Directions: Use the number lines below to help you solve problems involving decimals.


1. $6.5 + 3.3 = 9.8$

2. $8.8 + 3.25 = 12.05$

Add & Subtract Decimals on a Number Line {FREE Printable Number Lines!}



Top 5 Essential Math Manipulatives




Number Sense Games
with
Dot Cards



MathGeekMama.com

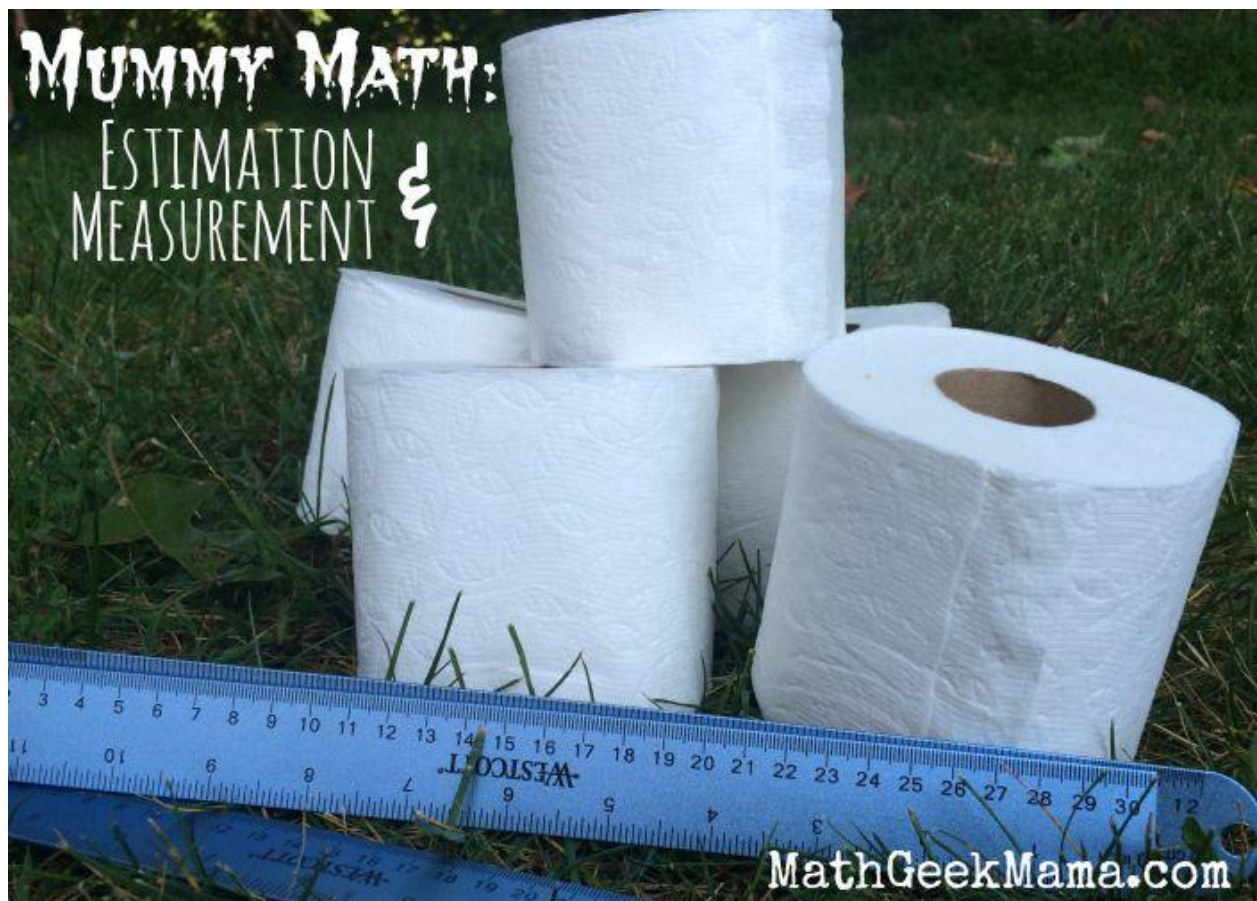


Number Sense Activities with Visual Dot Cards {Grades PreK-1}



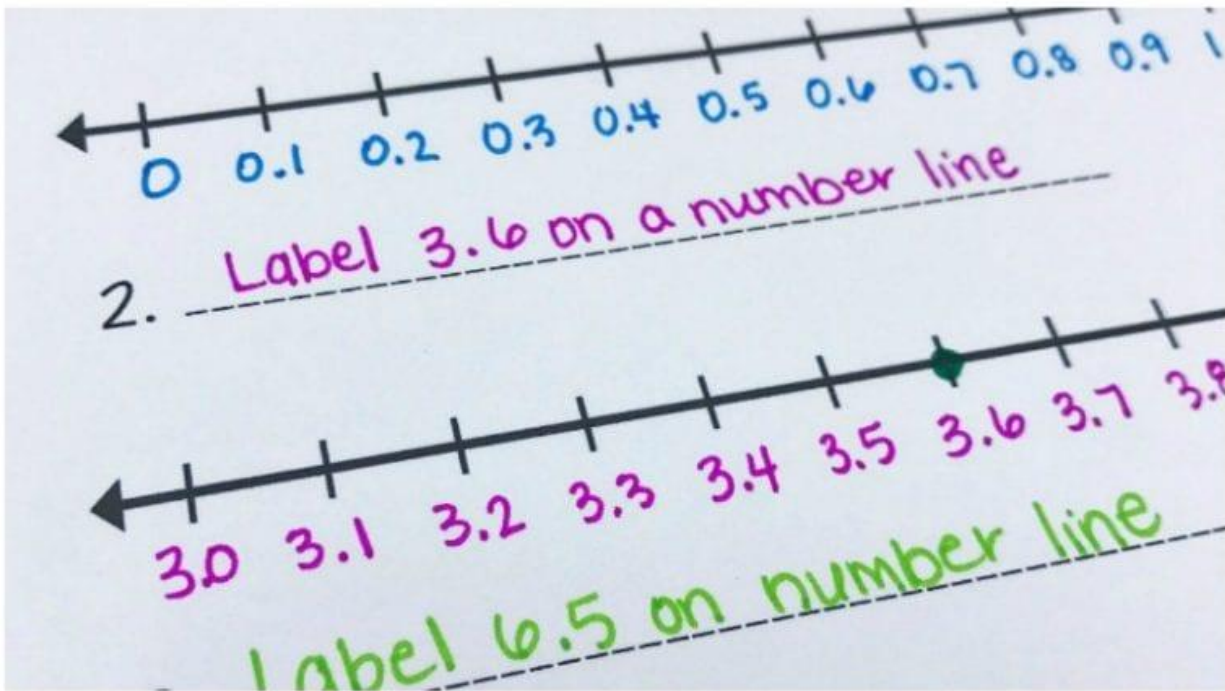
20⁺ Apple Math Activities for kids





Mummy Math: Halloween Estimation and Measurement!

Fun and Easy Three-in-a-Row Game!



How to Add & Subtract Decimals on a Number Line

with Free Practice Pages!



Decimals on a Number Line:

Directions: Use the number lines below to help you solve problems involving decimals.

1. Add $3.6 + 0.8 = 4.4$

2. Add $5.2 + 1.4 = 6.6$

1. Label 1.2 on the number line

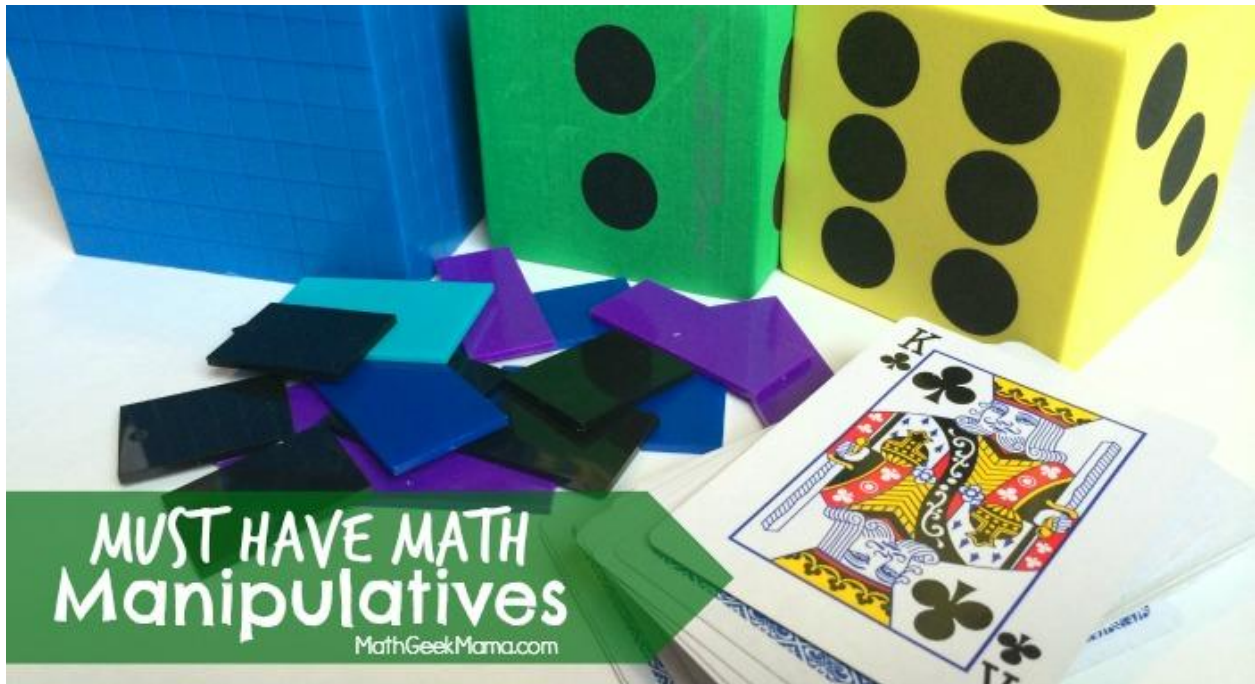
2. Label 3.1

3. Label 2.5


1. $6.5 + 3.3 = 9.8$

2. $8.8 + 3.25 = 12.05$

Add & Subtract Decimals on a Number Line {FREE Printable Number Lines!}



Top 5 Essential Math Manipulatives




Number Sense Games
with
Dot Cards



MathGeekMama.com

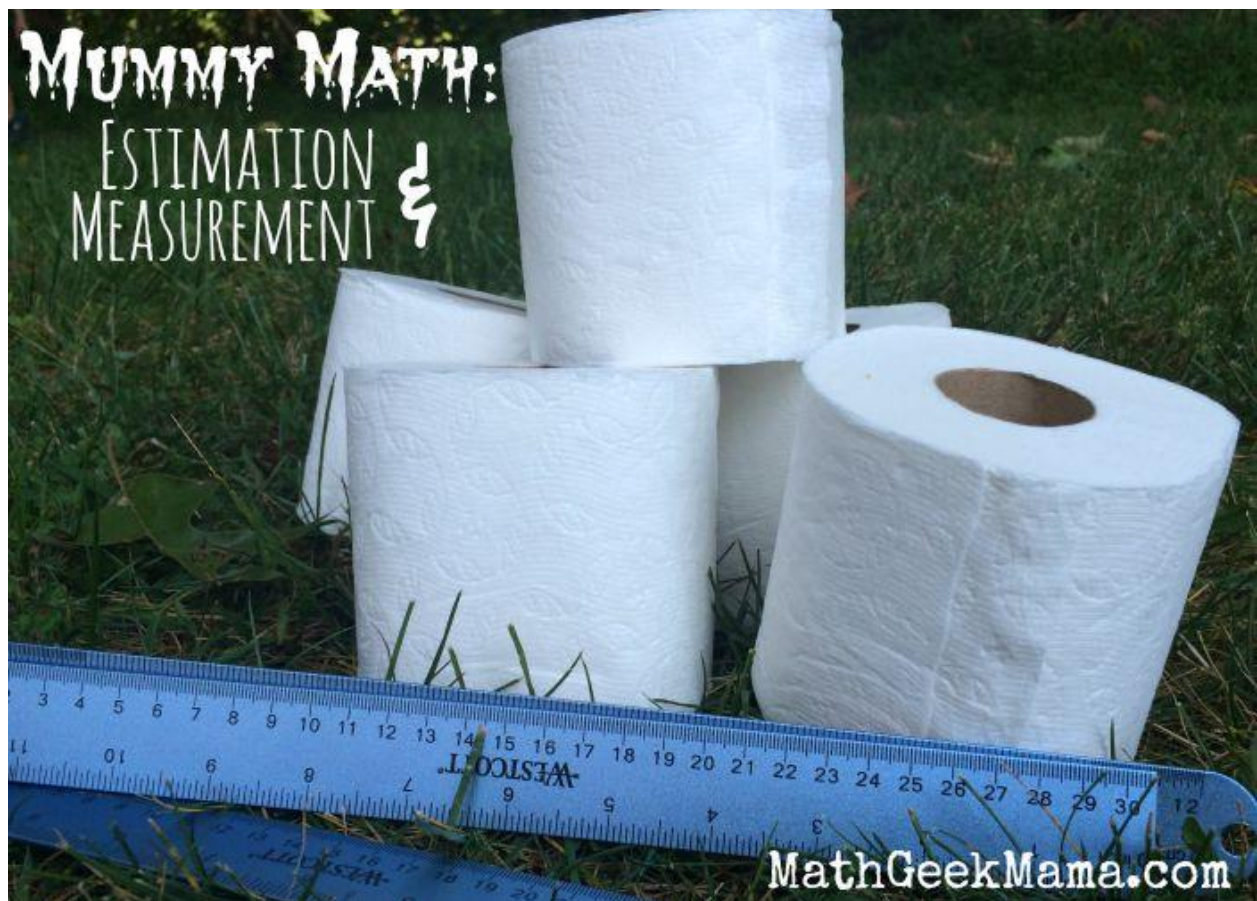


Number Sense Activities with Visual Dot Cards {Grades PreK-1}



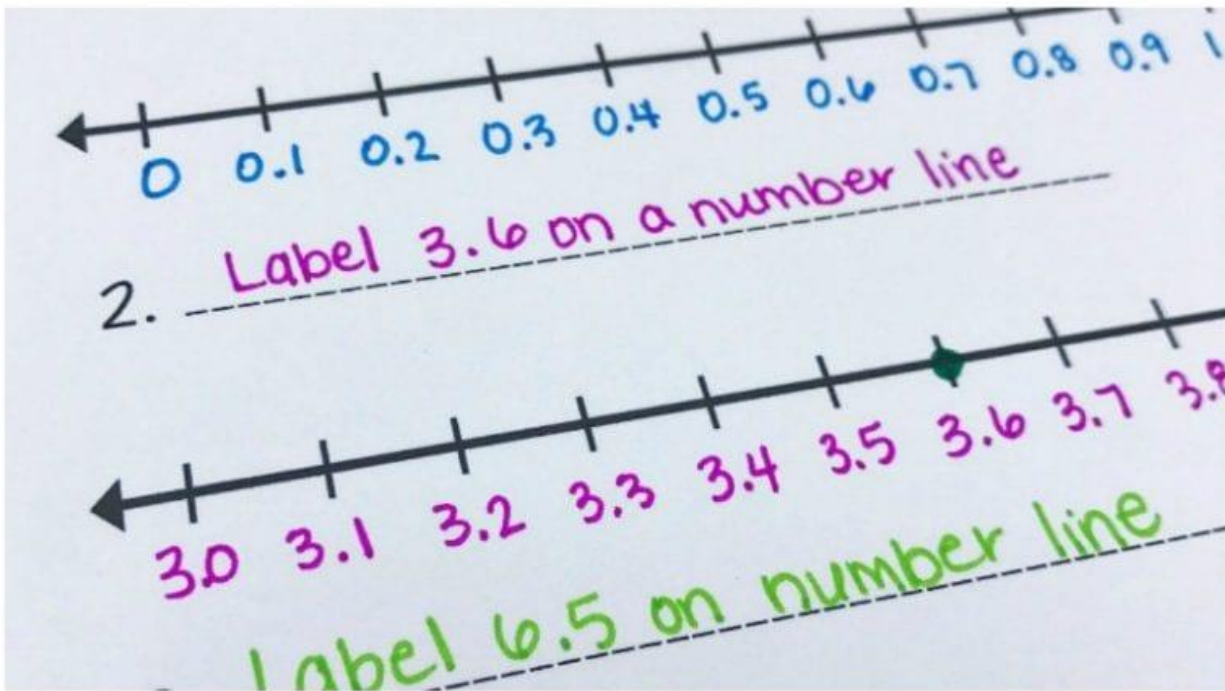
20⁺ Apple Math Activities for kids





Mummy Math: Halloween Estimation and Measurement!

Fun and Easy Three-in-a-Row Game!



How to Add & Subtract Decimals on a Number Line with Free Practice Pages!



Decimals on a Number Line

Directions: Use the number lines below to help you solve problems involving decimals.

1. Add $3.6 + 0.8 = 4.4$

2. Add $5.2 + 1.4 = 6.6$

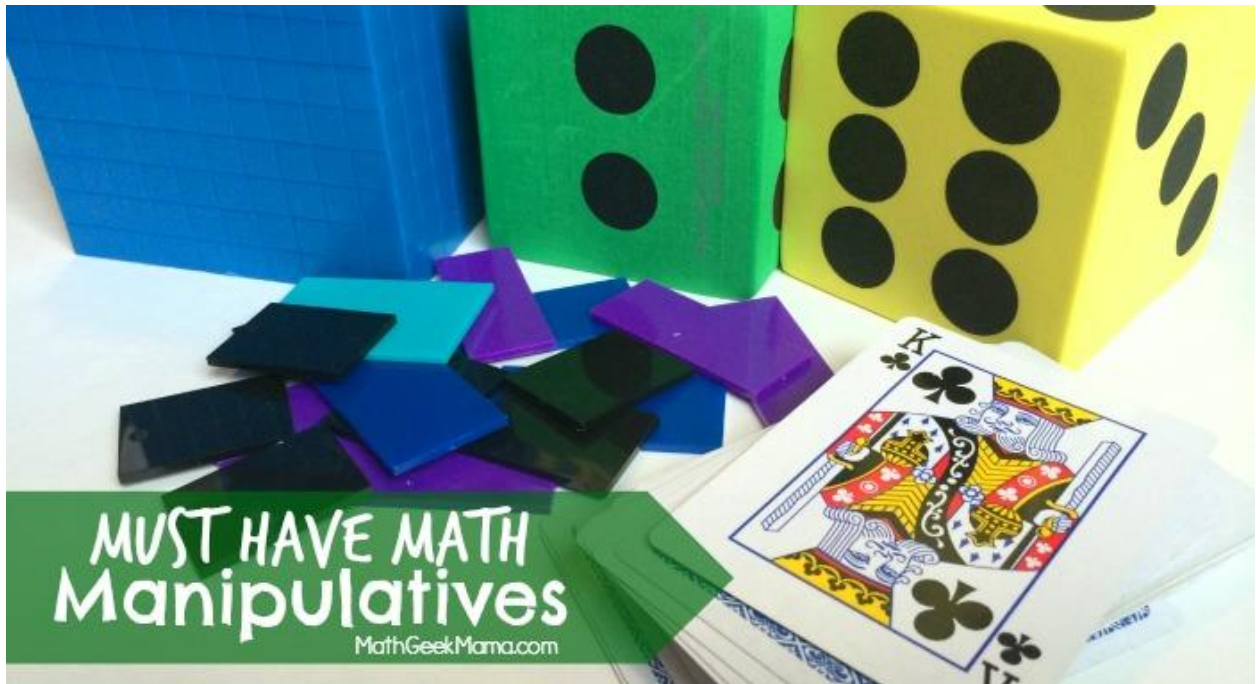
Decimals on a Number Line:

Directions: Use the number lines below to help you solve problems involving decimals.


1. $6.5 + 3.3 = 9.8$

2. $8.8 + 3.25 = 12.05$

Add & Subtract Decimals on a Number Line {FREE Printable Number Lines!}



Top 5 Essential Math Manipulatives




Number Sense Games
with
Dot Cards



MathGeekMama.com

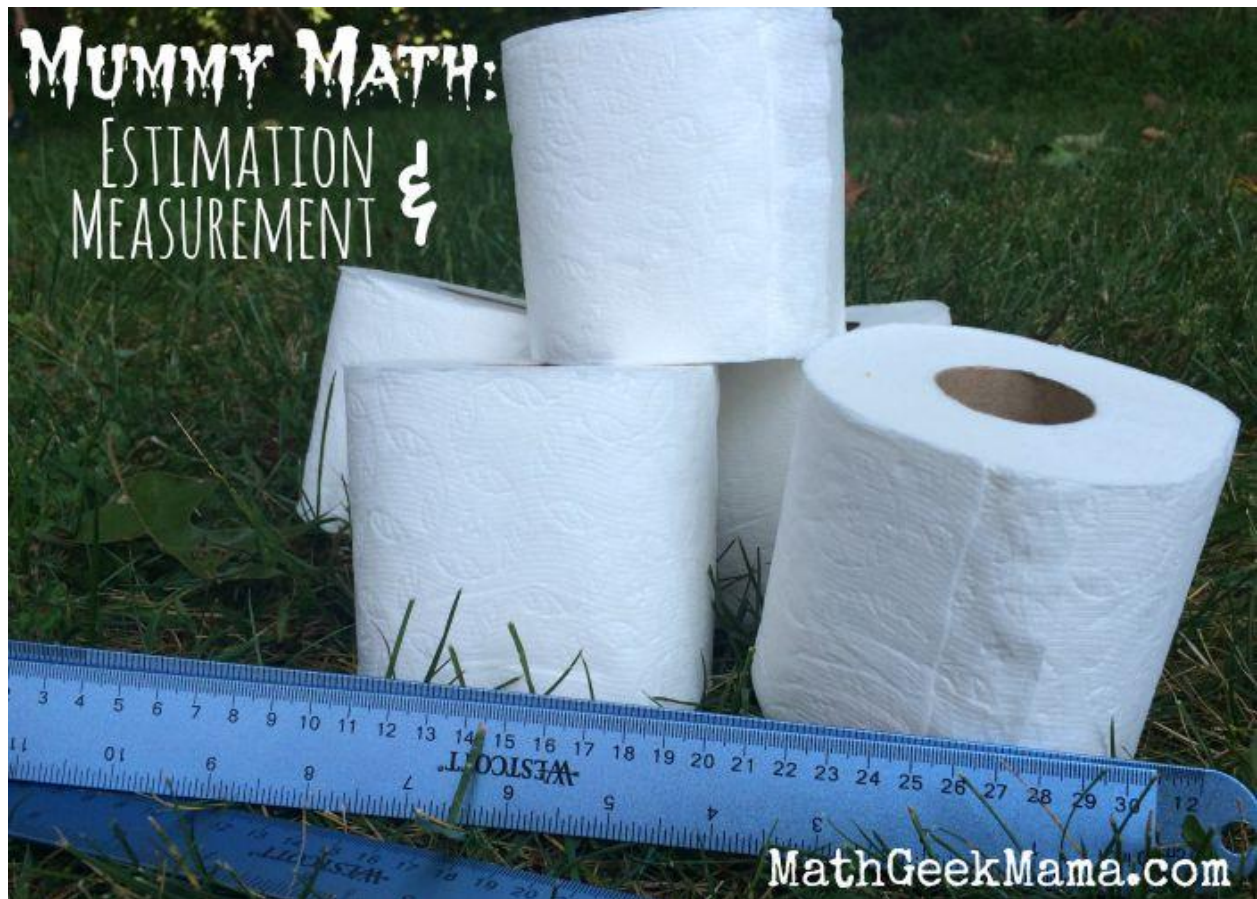


Number Sense Activities with Visual Dot Cards {Grades PreK-1}



20⁺ Apple Math Activities for kids





Mummy Math: Halloween Estimation and Measurement!

Fun and Easy Three-in-a-Row Game!



Welcome!

I'm Bethany, a.k.a Math Geek Mama. I believe every child can succeed in math with the right help and support. So I'm here to help you provide rich and engaging math lessons without sacrificing your entire weekend. Learn more about the resources I create [HERE](#).

NEWSLETTER

Math Time Doesn't Have to End in Tears

Join 165,000+ parents and teachers who learn new tips and strategies, as well as receive engaging resources to make math fun. Plus, receive my guide, "5 Games You Can Play Today to Make Math Fun," as my free gift to get you started!